

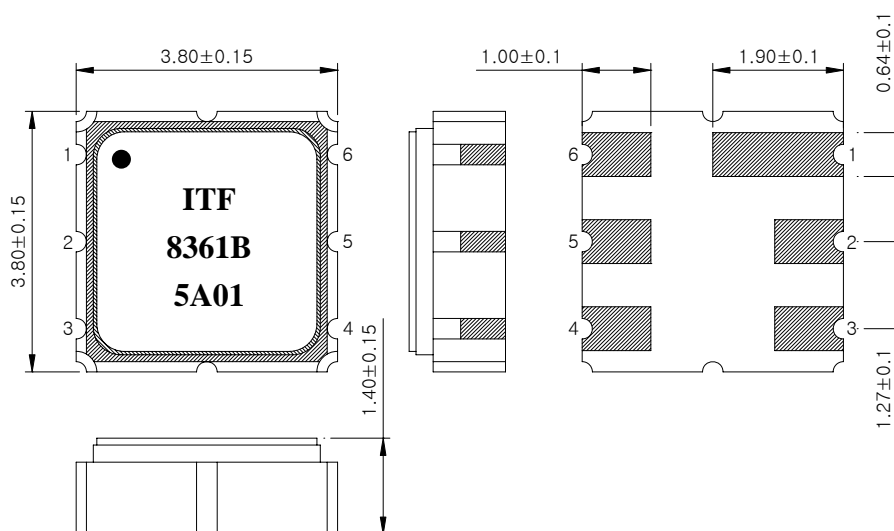
SAW Bandpass Filter 208361B



1. Features

- IF Bandpass Filter
- Low-Loss Filter
- Single-Ended Operation
- Ceramic Surface Mount Device (SMD) Package
- Maximum Storage Temperature Range : -40°C ~ 85°C
- Electrostatics Sensitive Device (ESD)

2. Package Dimensions



Package : S3838

Dimensions shown are nominal in millimeters

Body : Al₂O₃ Ceramic

Lid : Kovar, Ni Plated

Terminations : Au plating 0.3 ~ 1.0 um, Over a 1.27 ~ 8.89 um Ni Plating

Pad Configuration	
2	Input
5	Output
3, 6	Ground
Other	Case ground

	ITF Co., Ltd. 102-901, Bucheon Technopark 364, Samjeong-Dong, Ojeong-Gu, Bucheon-City, Gyeonggi-Do, Korea 421-809	Part No.	208361B	
		Rev. Date	2005-09-23	
		Rev.	NW5011-CS01	1/5

SAW Bandpass Filter 208361B



3. Specifications

Fo = 380.0 MHz

Terminating source impedance : 50Ω and matching network

Terminating load impedance : 50Ω and matching network

		Minimum	Typical	Maximum
Center Frequency	MHz	379.5	380.0	380.5
Insertion Loss	dB	-	9.5	12.0
1dB Bandwidth	MHz	-	4.85	-
3dB Bandwidth	MHz	5.0	7.5	-
35dB Bandwidth	MHz	-	13.1	13.6
Amplitude Ripple (Fo +/- 2.0 MHz)	dB	-	0.75	1.5
Group Delay Variation (Fo +/- 2.0 MHz)	nsec	-	45	100
Absolute Delay	usec	-	0.38	-
Relative Attenuation				
DC ~ 360.0 MHz	dB	28	38	
360.0 ~ 373.0 MHz	dB	28	38	-
387.0 ~ 410.0 MHz	dB	28	38	-
410.0 ~ 1,300.0 MHz	dB	28	38	
Temperature Coefficient of Frequency	ppm/°C	-	-23	-

Notes :

- 1) All specifications are based on the matching schematic shown below
- 2) All specifications are measured by Agilent Network analyzer and full 2 port calibration at room temperature
- 3) All attenuation measurements are measured relative to insertion loss

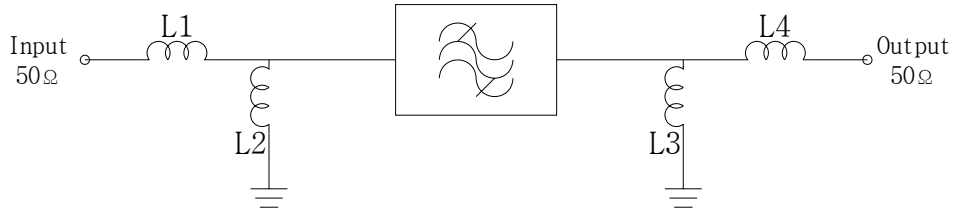
	ITF Co., Ltd. 102-901, Bucheon Technopark 364, Samjeong-Dong, Ojeong-Gu, Bucheon-City, Gyeonggi-Do, Korea 421-809	Part No.	208361B	
		Rev. Date	2005-09-23	
		Rev.	NW5011-CS01	2/5

SAW Bandpass Filter 208361B



4. Matching Schematic

(Actual matching values may vary due to PCB layout and parasitics)



$$L1 = L4 = 33 \text{ nH}$$

$$L2 = L3 = 27 \text{ nH}$$

5. Marking Configuration


●¹⁾

ITF²⁾

8361B³⁾

5A01⁴⁾

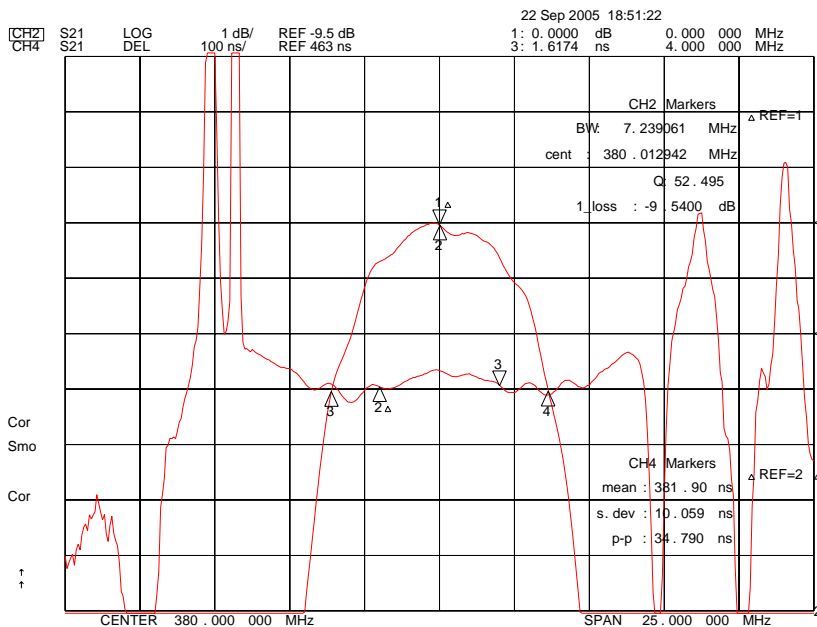
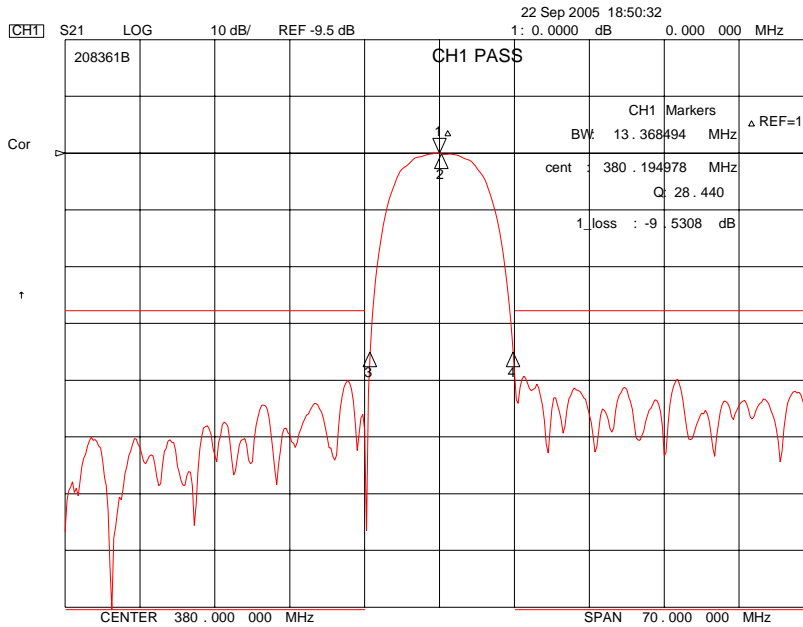
- 1) Pad Number 1 Index
- 2) Manufacturer name
- 3) Marking Pad Number
- 4) Lot Number

	ITF Co., Ltd. 102-901, Bucheon Technopark 364, Samjeong-Dong, Ojeong-Gu, Bucheon-City, Gyeonggi-Do, Korea 421-809	Part No.	208361B	
		Rev. Date	2005-09-23	
		Rev.	NW5011-CS01	3/5

SAW Bandpass Filter 208361B



6. Typical Performance (at +25°C)



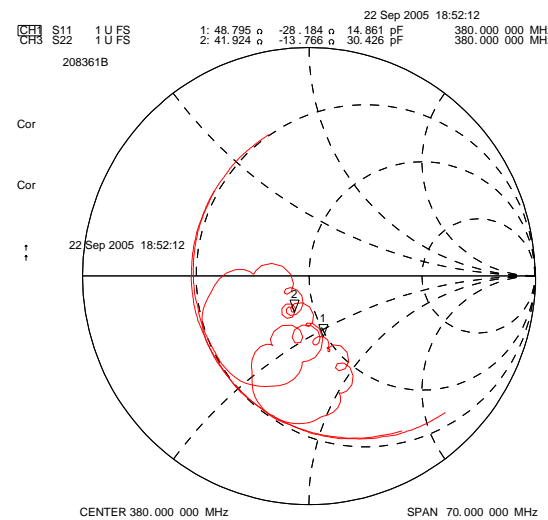
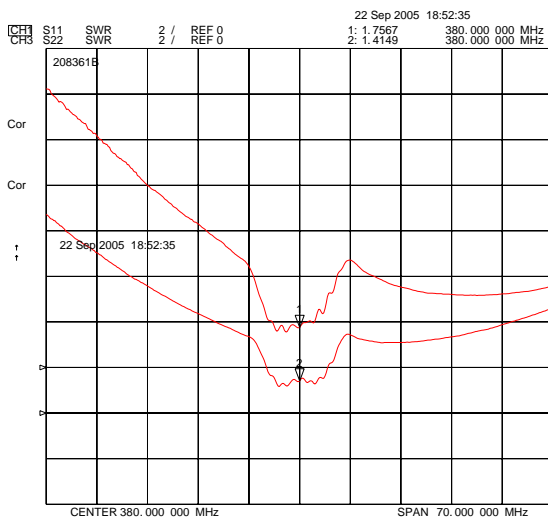
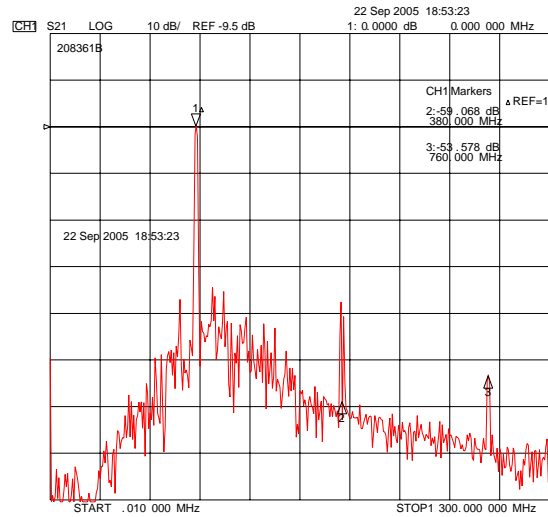
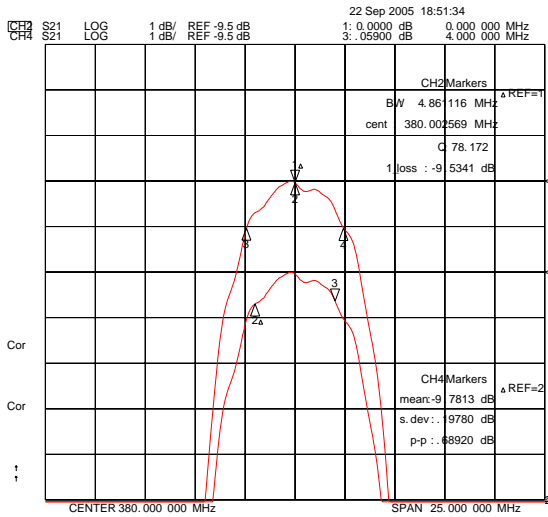
ITF Co., Ltd.
 102-901, Bucheon Technopark 364,
 Samjeong-Dong, Ojeong-Gu, Bucheon-City,
 Gyeonggi-Do, Korea 421-809

Part No. 208361B

Rev. Date 2005-09-23

Rev. NW5011-CS01 4/5

SAW Bandpass Filter 208361B



ITF Co., Ltd.
 102-901, Bucheon Technopark 364,
 Samjeong-Dong, Ojeong-Gu, Bucheon-City,
 Gyeonggi-Do, Korea 421-809

Part No.	208361B	
Rev. Date	2005-09-23	
Rev.	NW5011-CS01	5/5