

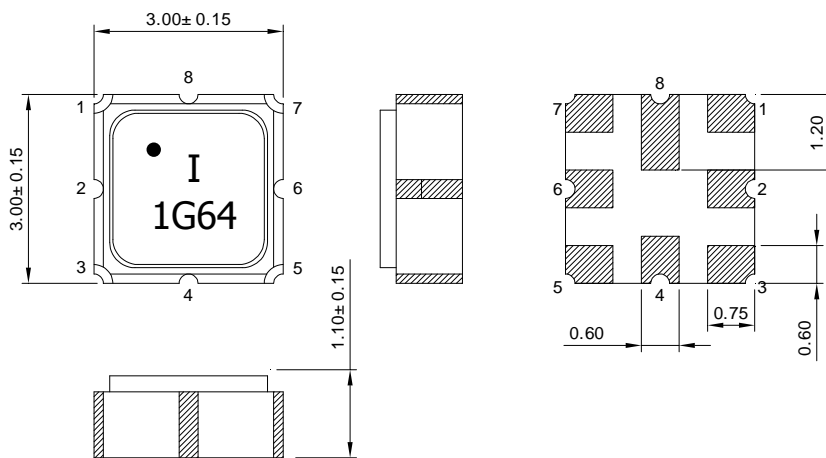
SAW Bandpass Filter F1G64



Features

- RF Bandpass Filter
- High attenuation
- balanced-single operation (balance 200Ω / single 50Ω)
- Ceramic Surface Mounted Device (SMD) Package (3.0 mm * 3.0 mm)
- RoHS Compliant

Package Dimensions



Dimensions shown are nominal in millimeters

Body : Al_2O_3 Ceramic

Lid : Kovar, Ni Plated

Terminations : Au plating 0.3 ~ 1.0 um, Over a 1.27 ~ 8.89 um
Ni Plating

Pin Configurations

7	Input (+)
5	Input (-)
2	Output
1, 3, 4, 6, 8	Ground

Maximum Ratings

Parameter	Unit	Minimum	Typical	Maximum
Operating Temperature Range	℃	-40	25	85
Storage Temperature Range	℃	-50	25	95
Power Handling Capability	dBm	-	-	10

Electrostatics Sensitive Device (ESD)

	ITF Co., Ltd. 102-901, Bucheon Technopark 364, Samjeong-Dong, Ojeong-Gu, Bucheon-City, Gyeonggi-Do, Korea 421-809	Part No.	F1G64	
		Rev. Date	2012-08-30	
		Rev.	NCNH01-AS01	1/7

SAW Bandpass Filter F1G64




Specifications

Fc = 1680.0 MHz

	Minimum	Typical	Maximum	Unit
Center Frequency (Fc)	-	1680.0	-	MHz
Insertion Loss (1650~1710 MHz)	-	3.1	5.0	dB
Amplitude Ripple (1650~1710 MHz)	-	1.0	2.0	dBp-p
VSWR (1650~1710 MHz)	-	1.8	2.5	
Relative Attenuation				
0.3 ~ 1580.0 MHz	42	60	-	dB
1800.0 ~ 3000.0 MHz	42	49	-	
Input/Output Impedance	Balance 200 / Single 50			Ohms

Notes :

- 1) All specifications are based on the matching schematic shown below, measured by Agilent Network analyzer and full 2 port calibration.
- 2) Electrical margin has been built into the design to account for the variations due to temperature drift and manufacturing tolerances

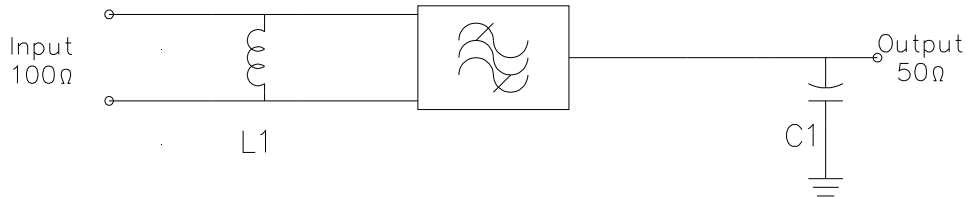
 Integrated Technology Future	ITF Co., Ltd. 102-901, Bucheon Technopark 364, Samjeong-Dong, Ojeong-Gu, Bucheon-City, Gyeonggi-Do, Korea 421-809	Part No.	F1G64	
		Rev. Date	2012-08-30	
		Rev.	NCNH01-AS01	2/7

SAW Bandpass Filter F1G64



Matching Schematic

(Actual matching values may vary due to PCB layout and parasitics)



L1 = 8nH

C1 = 0.5pF

Marking Configuration


- 1)
●
- I 2)
- 1G64 3)

1) Pad Number 1 Index

2) Manufacturer name

3) Marking Number

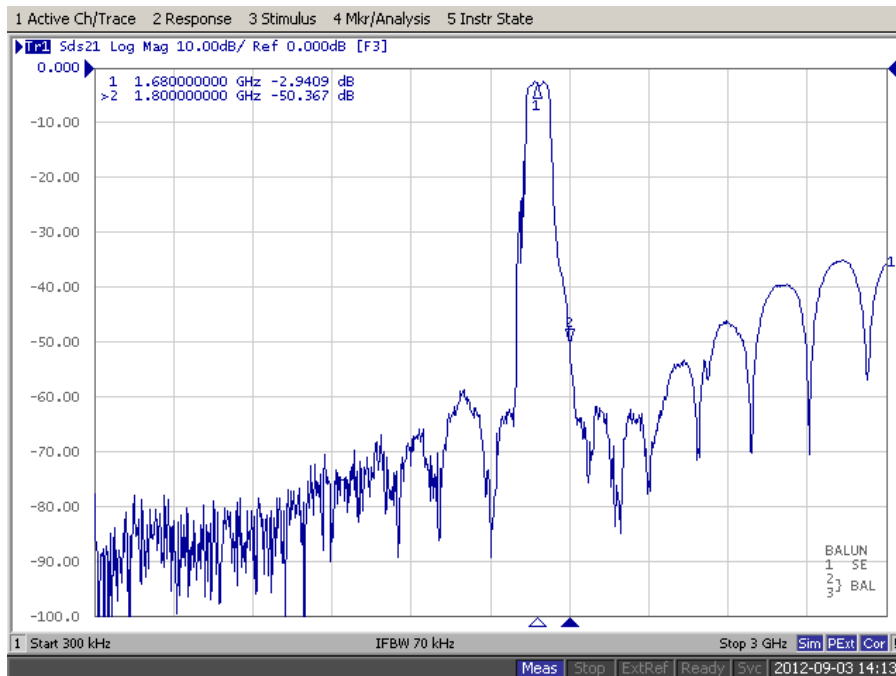
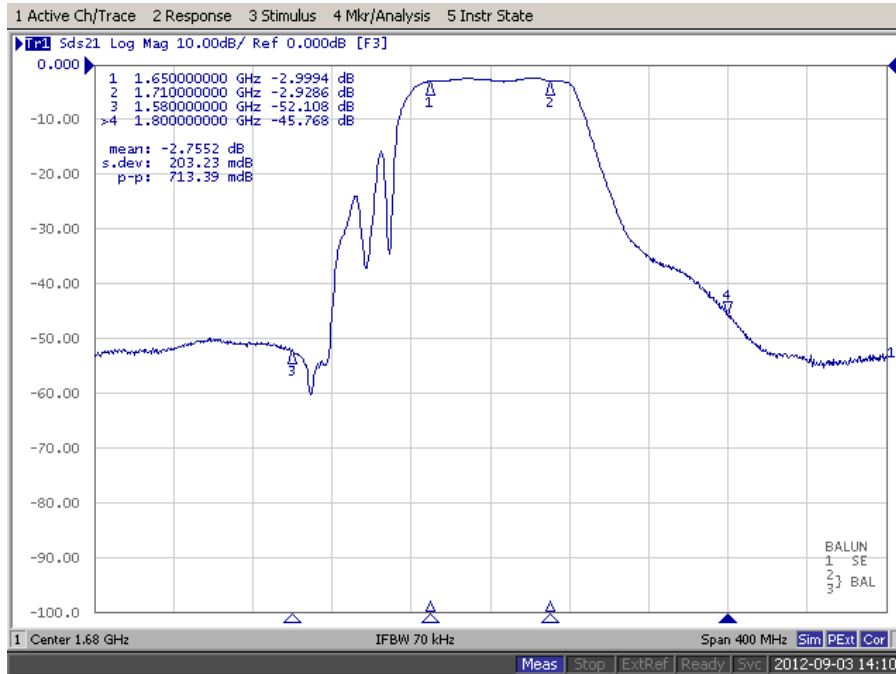
* Ink or Laser Marking available

 Integrated Technology Future	ITF Co., Ltd. 102-901, Bucheon Technopark 364, Samjeong-Dong, Ojeong-Gu, Bucheon-City, Gyeonggi-Do, Korea 421-809	Part No.	F1G64	
		Rev. Date	2012-08-30	
		Rev.	NCNH01-AS01	3/7

SAW Bandpass Filter F1G64



Typical Performance (at 25°C)



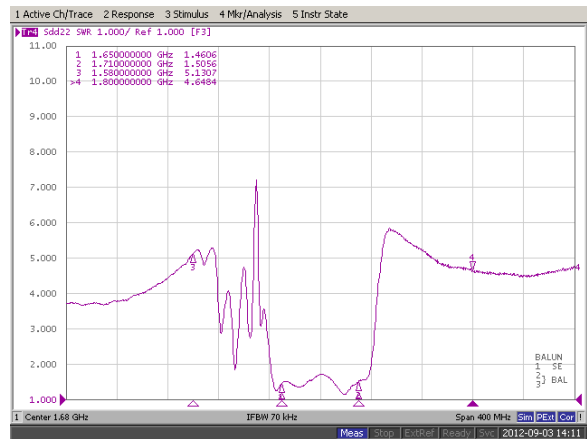
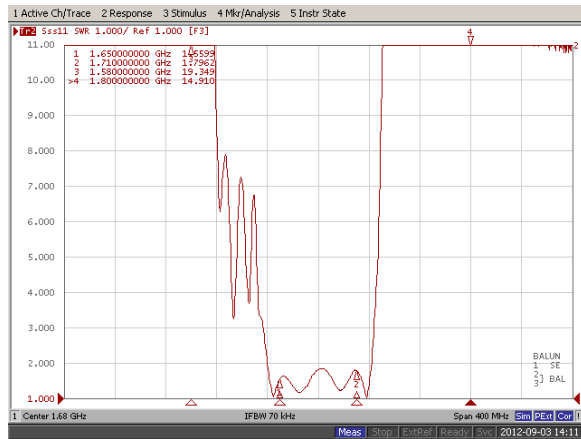
ITF Co., Ltd.
102-901, Bucheon Technopark 364,
Samjeong-Dong, Ojeong-Gu, Bucheon-City,
Gyeonggi-Do, Korea 421-809

Part No.	F1G64	
Rev. Date	2012-08-30	
Rev.	NCNH01-AS01	4/7

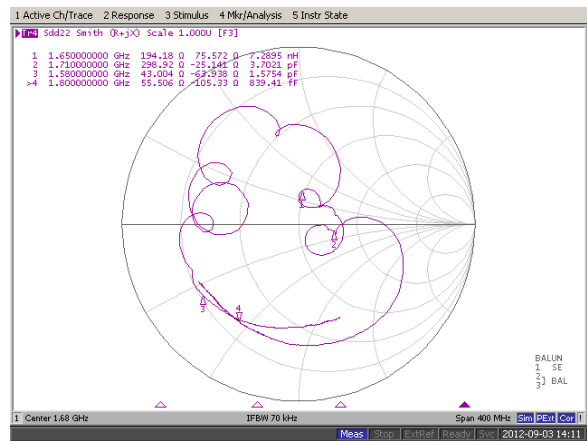
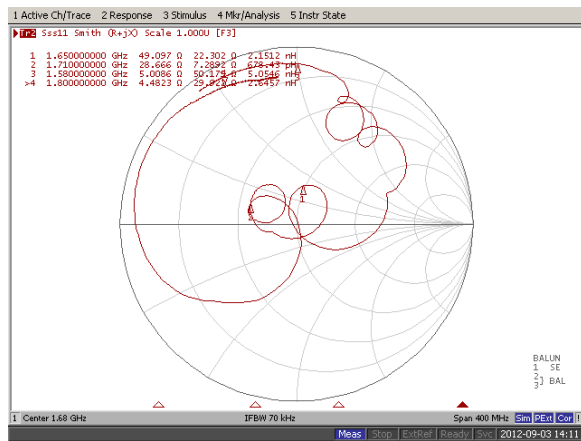
SAW Bandpass Filter F1G64



Input / Output VSWR Charts



Input / Output Smith Charts



ITF Co., Ltd.
 102-901, Bucheon Technopark 364,
 Samjeong-Dong, Ojeong-Gu, Bucheon-City,
 Gyeonggi-Do, Korea 421-809

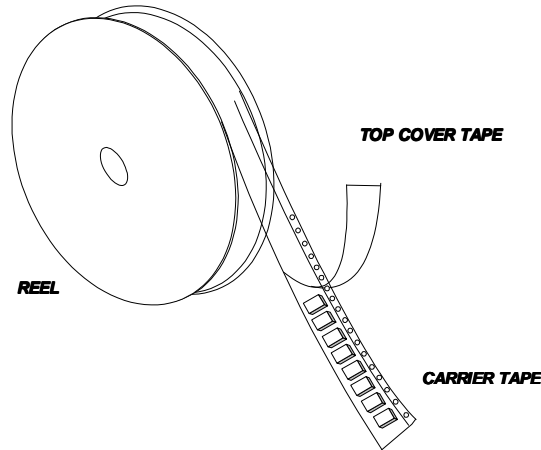
Part No.	FIG64	
Rev. Date	2012-08-30	
Rev.	NCNH01-AS01	5/7

SAW Bandpass Filter F1G64



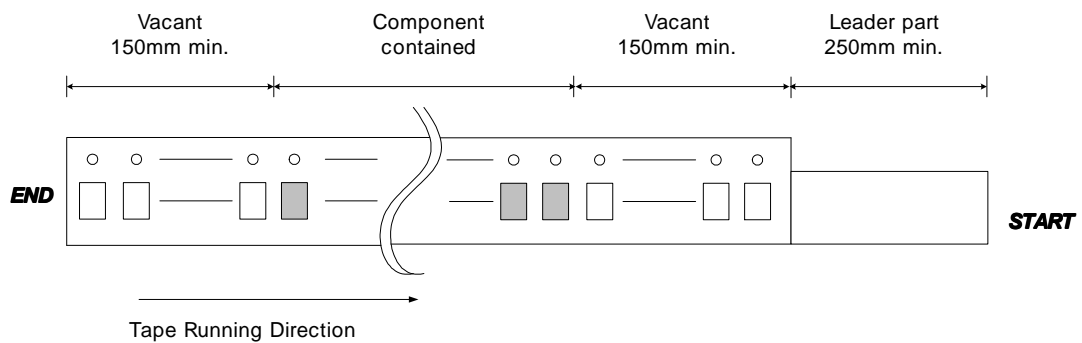
Packing Specification

1. Reeling Quantity : 3000 pcs / 13" reel (or 1000 pcs / 7" reel)
2. Taping Structure : The tape shall be wound around the reel in the direction shown below.



Tape Specification

1. Leader part and vacant position specification

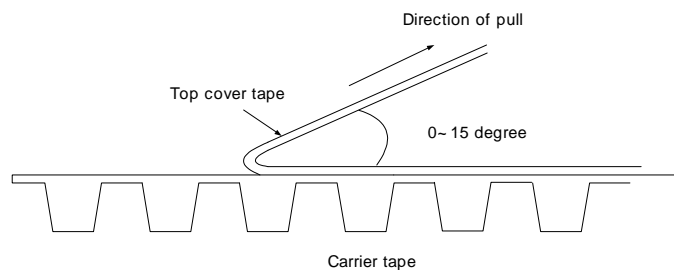


2. Tensile strength of carrier tape

4.4N/mm width

3. Top cover tape adhesion

- 1) pull off angle : 0~15°
- 2) speed : 300mm/min
- 3) force : 20~70g

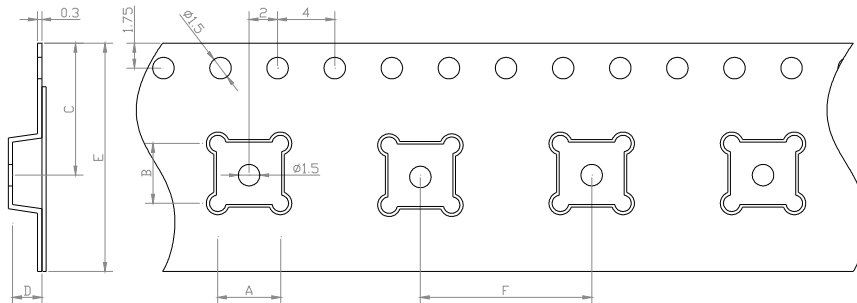


	ITF Co., Ltd. 102-901, Bucheon Technopark 364, Samjeong-Dong, Ojeong-Gu, Bucheon-City, Gyeonggi-Do, Korea 421-809	Part No.	F1G64	
		Rev. Date	2012-08-30	
		Rev.	NCNH01-AS01	6/7

SAW Bandpass Filter F1G64

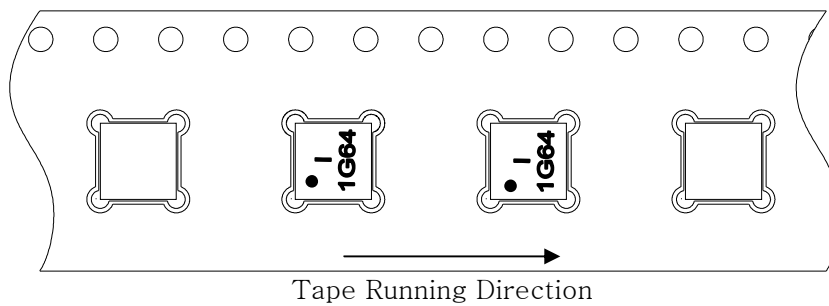


Carrier Tape Dimensions [unit : mm]

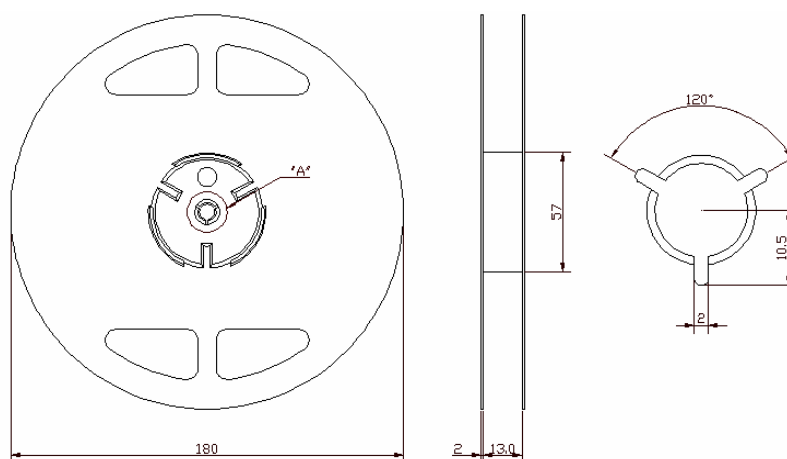


A	3.40 ± 0.1
B	3.40 ± 0.1
C	7.25 ± 0.1
D	1.70 ± 0.1
E	12.00 ± 0.1
F	8.00 ± 0.1

Part Direction



Reel Dimensions [unit : mm]



	ITF Co., Ltd. 102-901, Bucheon Technopark 364, Samjeong-Dong, Ojeong-Gu, Bucheon-City, Gyeonggi-Do, Korea 421-809	Part No.	F1G64	
		Rev. Date	2012-08-30	
		Rev.	NCNH01-AS01	7/7