

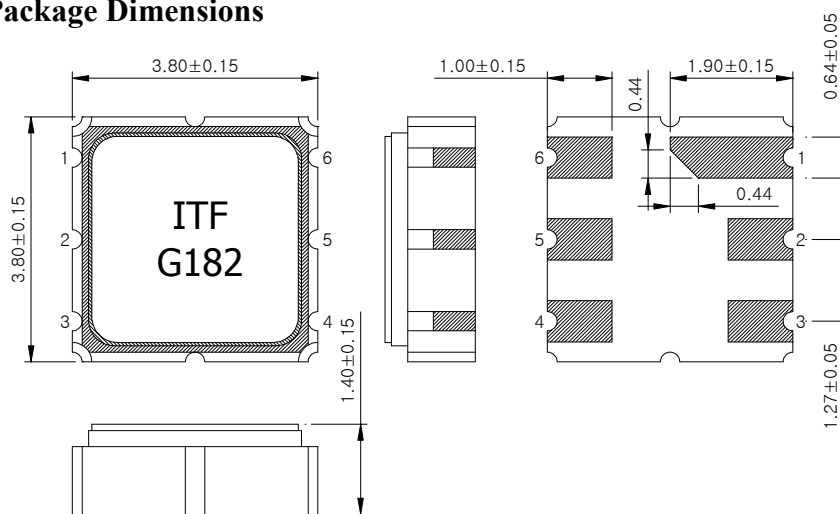
SAW Bandpass Filter FG182



Features

- RF bandpass filter
- High attenuation
- Usable bandwidth 20MHz
- No matching 50Ω single-ended operation
- Ceramic Surface Mounted Device (SMD) Package

Package Dimensions



Dimensions shown are nominal in millimeters

Body : Al_2O_3 Ceramic

Lid : Kovar, Ni Plated


Terminations : Au plating 0.3 ~ 1.0 um, Over a 1.27 ~ 8.89 um
Ni Plating

Pin Configuration	
2	Input
5	Output
1, 3, 4, 6	Case ground

Maximum Ratings

Parameter	Unit	Minimum	Typical	Maximum
Operating Temperature Range	°C	-10	25	60
Storage Temperature Range	°C	-40	-	85
Power Handling Capability	dBm	-	-	-

Electrostatics Sensitive Device (ESD)

	ITF Co., Ltd. 102-901, Bucheon Technopark 364, Samjeong-Dong, Ojeong-Gu, Bucheon-City, Gyeonggi-Do, Korea 421-809	Part No.	FG182	
		Rev. Date	2004-10-25	
		Rev.	NR2005-AS02	1/7

SAW Bandpass Filter FG182



Specifications

Fc = 1188.0MHz


Terminating source impedance : 50Ω

Terminating load impedance : 50Ω

		Minimum	Typical	Maximum
Center Frequency (Fc)	MHz	-	1188.0	-
Insertion Loss (Fc +/- 10 MHz)	dB	-	4.0	5.0
Amplitude Ripple (Fc +/- 10 MHz)	dB	-	0.8	1.5
Absolute Group Delay at Fc	nsec	-	40	-
Group Delay Variation (Fc +/- 10 MHz)	nsec	-	20	-
VSWR (Fc +/- 10 MHz)		-	1.5	2.0
Relative Attenuation 1088.0 MHz ~ 1138.0 MHz 1238.0 MHz ~ 1288.0 MHz	dB	30 30	40 40	-
Temperature Coefficient of Frequency	ppm/°C	-	-32	-

Notes :

- 1) All specifications are based on the matching schematic shown below, measured by Agilent Network analyzer and full 2 port calibration.
- 2) Electrical margin has been built into the design to account for the variations due to temperature drift and manufacturing tolerances
- 3) All attenuation measurements are measured relative to insertion loss


 Integrated Technology Future	ITF Co., Ltd. 102-901, Bucheon Technopark 364, Samjeong-Dong, Ojeong-Gu, Bucheon-City, Gyeonggi-Do, Korea 421-809	Part No.	FG182	
		Rev. Date	2004-10-25	
		Rev.	NR2005-AS02	2/7

SAW Bandpass Filter FG182



Matching Schematic

(Actual matching values may vary due to PCB layout and parasitics)




Marking Configuration

ITF¹⁾
G182²⁾

1) Manufacturer name

2) Marking Number

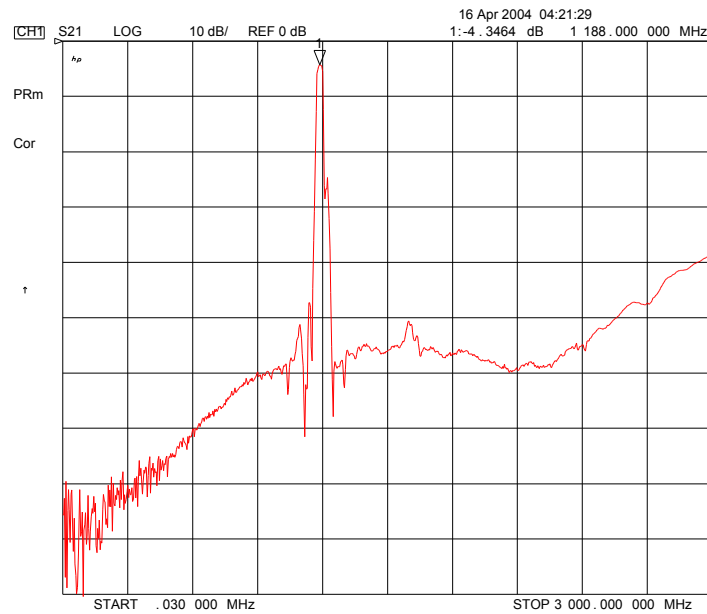
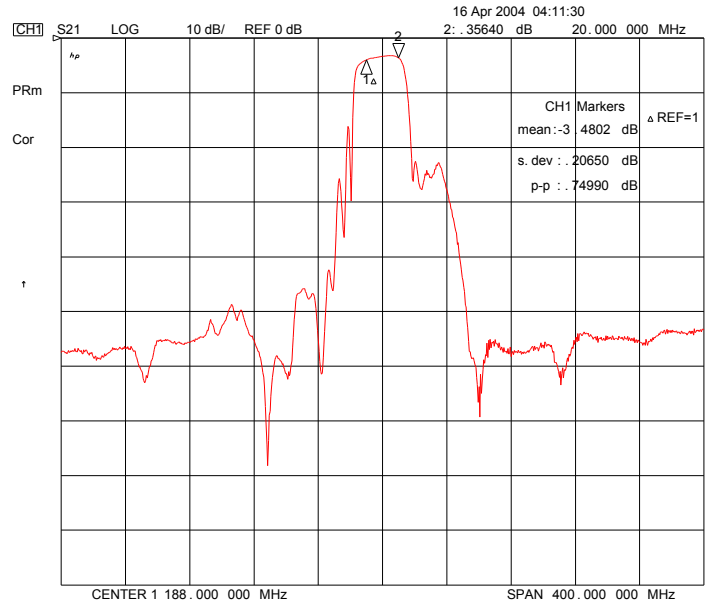
* Ink or Laser Marking available

 Integrated Technology Future	ITF Co., Ltd. 102-901, Bucheon Technopark 364, Samjeong-Dong, Ojeong-Gu, Bucheon-City, Gyeonggi-Do, Korea 421-809	Part No.	FG182	
		Rev. Date	2004-10-25	
		Rev.	NR2005-AS02	3/7

SAW Bandpass Filter FG182



Typical Performance (at 25°C)

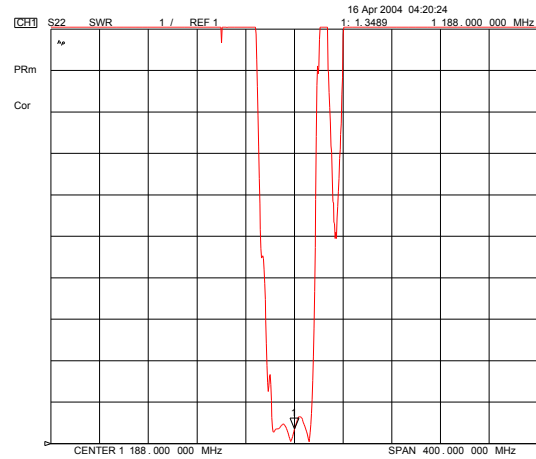
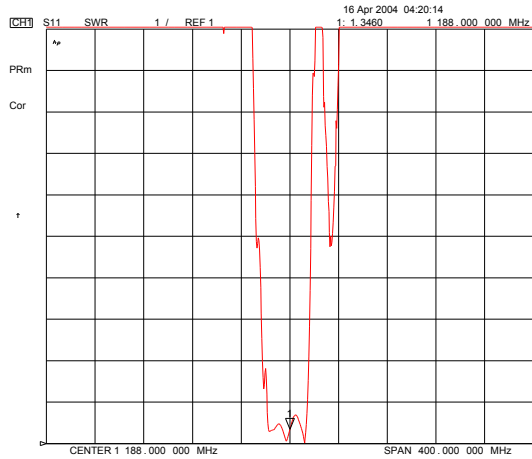


	ITF Co., Ltd. 102-901, Bucheon Technopark 364, Samjeong-Dong, Ojeong-Gu, Bucheon-City, Gyeonggi-Do, Korea 421-809	Part No.	FG182	
		Rev. Date	2004-10-25	
		Rev.	NR2005-AS02	4/7

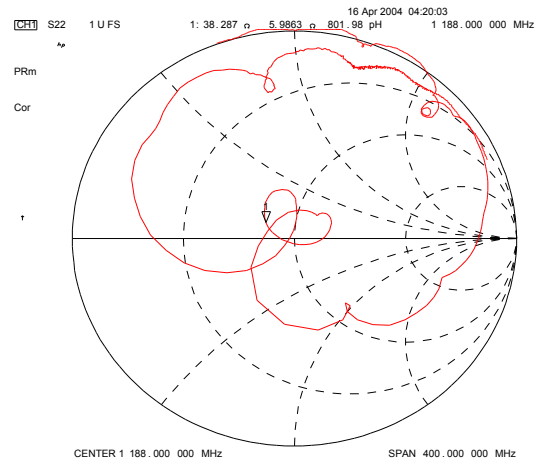
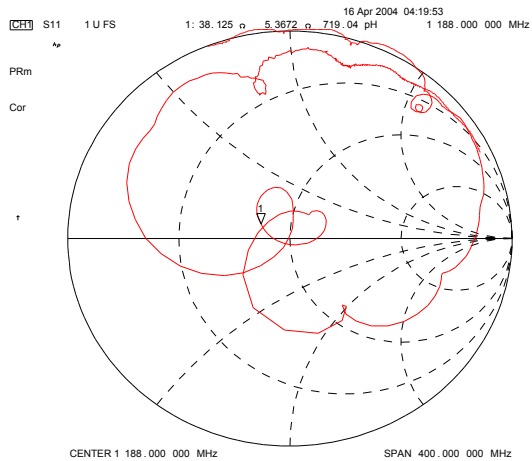
SAW Bandpass Filter FG182



Input / Output VSWR Charts



Input / Output Smith Charts



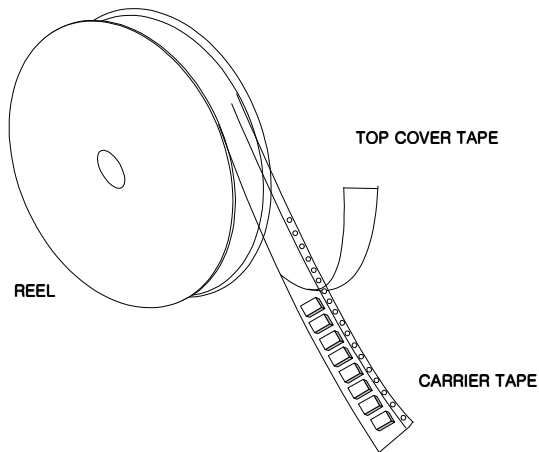
	ITF Co., Ltd. 102-901, Bucheon Technopark 364, Samjeong-Dong, Ojeong-Gu, Bucheon-City, Gyeonggi-Do, Korea 421-809	Part No.	FG182	
		Rev. Date	2004-10-25	
		Rev.	NR2005-AS02	5/7

SAW Bandpass Filter FG182



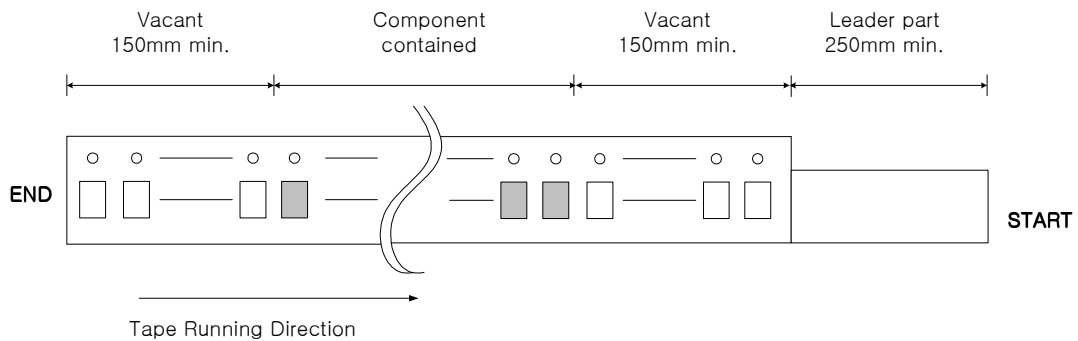
Packing Specification

1. Reeling Quantity : 1000 pcs / reel
2. Taping Structure : The tape shall be wound around the reel in the direction shown below.



Tape Specification

1. Leader part and vacant position specification

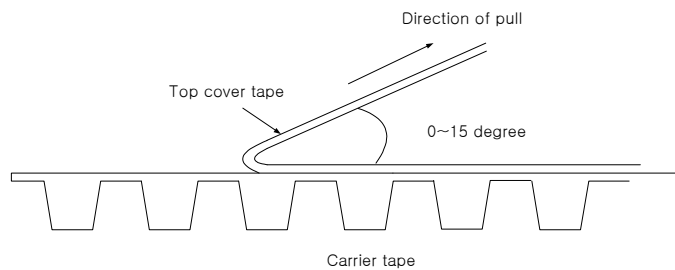


2. Tensile strength of carrier tape

4.4N/mm width

3. Top cover tape adhesion

- 1) pull off angle : 0~15°
- 2) speed : 300mm/min
- 3) force : 20~70g

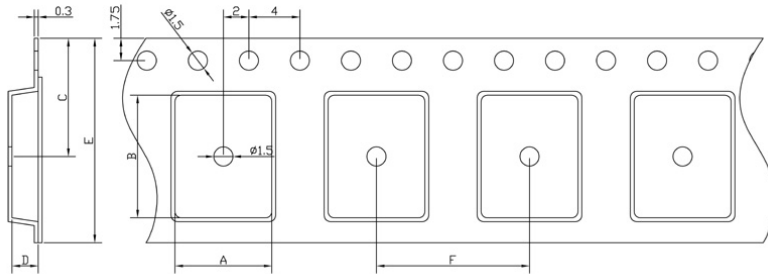


	ITF Co., Ltd. 102-901, Bucheon Technopark 364, Samjeong-Dong, Ojeong-Gu, Bucheon-City, Gyeonggi-Do, Korea 421-809	Part No.	FG182	
		Rev. Date	2004-10-25	
		Rev.	NR2005-AS02	6/7

SAW Bandpass Filter FG182

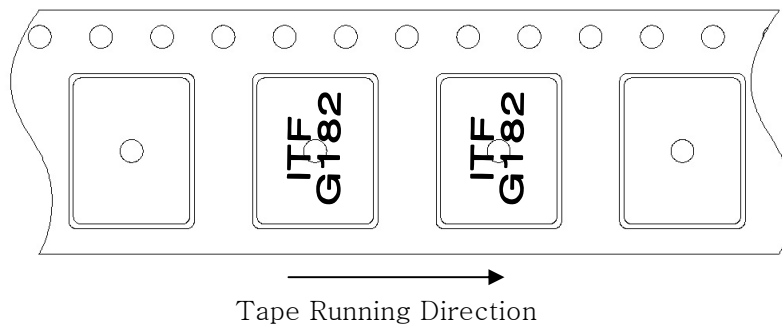


Carrier Tape Dimensions [unit : mm]

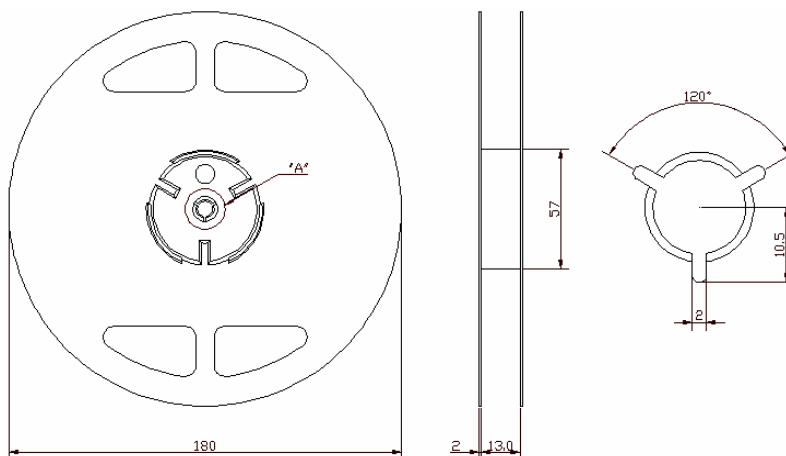



A	4.30 ± 0.1
B	4.30 ± 0.1
C	7.25 ± 0.1
D	1.70 ± 0.1
E	12.00 ± 0.1
F	8.00 ± 0.1

Part Direction



Reel Dimensions [unit : mm]



 <p>ITF Co., Ltd. 102-901, Bucheon Technopark 364, Samjeong-Dong, Ojeong-Gu, Bucheon-City, Gyeonggi-Do, Korea 421-809</p>	Part No.	FG182	
	Rev. Date	2004-10-25	
	Rev.	NR2005-AS02	7/7