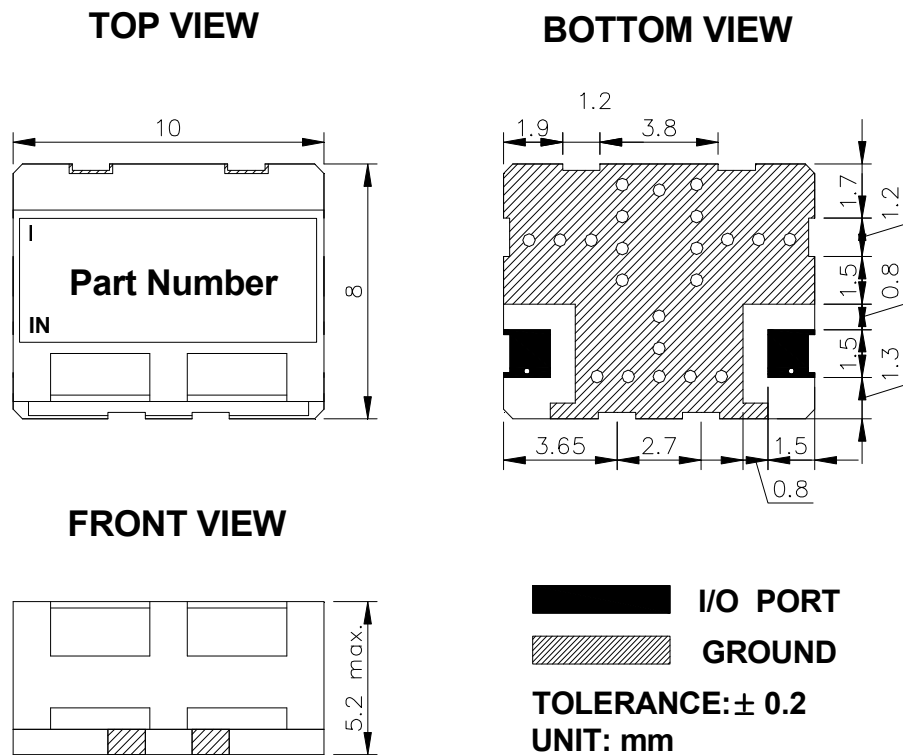


Ceramic Bandpass Filter IFD21644

Features

- Ceramic bandpass filter
- 50Ω single-ended operation
- Surface Mounted Module Package (10mm × 8mm × 5.2mm)


Package Dimensions



Maximum Ratings

| Parameter | Unit | Minimum | Typical | Maximum |
|-----------------------------|------|---------|---------|---------|
| Operating Temperature Range | ℃ | -30 | 25 | 70 |
| Storage Temperature Range | ℃ | -40 | 25 | 85 |
| Power Handling Capability | Watt | - | - | 2 |

Electrostatics Sensitive Device (**ESD**)

| | | | | |
|---|---|-----------|------------|-----|
|  | ITF Co., Ltd. 102-901, Bucheon Technopark 364, Samjeong-Dong, Ojeong-Gu, Bucheon-City, Gyeonggi-Do, Korea 421-809 | Part No. | IFD21644 | |
| | | Rev. Date | 2014-09-03 | |
| | | Rev. | AS 01 | 1/4 |

Ceramic Bandpass Filter IFD21644


Specifications

Fo = 1970MHz

| | Minimum | Typical | Maximum | Unit |
|------------------------------------|---------|---------|---------|------|
| Center Frequency (Fo) | - | 1970 | - | MHz |
| Insertion Loss (1960 ~ 1980MHz) | - | 2.5 | 3.0 | dB |
| Amplitude Ripple (1960 ~ 1980MHz) | - | 0.5 | 0.7 | dB |
| VSWR (1960 ~ 1980MHz) | - | 1.3 | 1.5 | - |
| Relative Attenuation @ 2040 MHz | 50.0 | 55.0 | - | dB |
| Input/Output Impedance | | 50 | | Ohm |

Notes :

- 1) All specifications are based on the matching schematic shown below, measured by Agilent Network analyzer and full 2 port calibration.
- 2) Electrical margin has been built into the design to account for the variations due to temperature drift and manufacturing tolerances
- 3) All attenuation measurements are measured relative to insertion loss

| | | | | |
|---|---|-----------|------------|-----|
|  | ITF Co., Ltd. 102-901, Bucheon Technopark 364, Samjeong-Dong, Ojeong-Gu, Bucheon-City, Gyeonggi-Do, Korea 421-809 | Part No. | IFD21644 | |
| | | Rev. Date | 2014-09-03 | |
| | | Rev. | AS 01 | 2/4 |

Ceramic Bandpass Filter IFD21644

Matching Schematic

(Actual matching values may vary due to PCB layout and parasitics)




Marking Configuration

Part Number ¹⁾

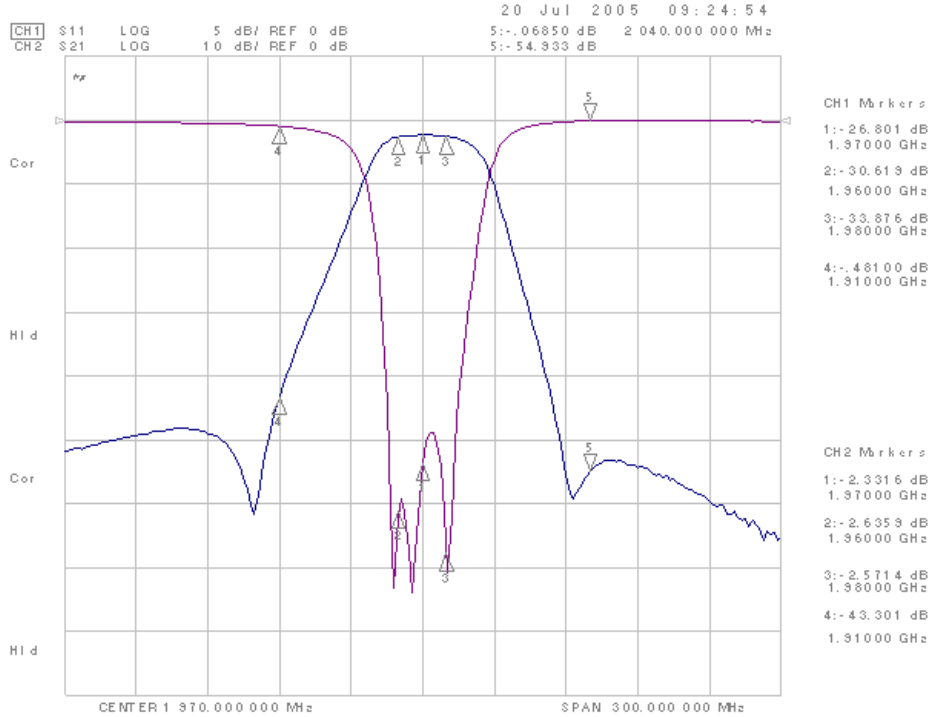
1) Part Number


* Ink or Laser Marking available

| | | | | |
|---|---|-----------|------------|-----|
|  | ITF Co., Ltd. 102-901, Bucheon Technopark 364, Samjeong-Dong, Ojeong-Gu, Bucheon-City, Gyeonggi-Do, Korea 421-809 | Part No. | IFD21644 | |
| | | Rev. Date | 2014-09-03 | |
| | | Rev. | AS 01 | 3/4 |

Ceramic Bandpass Filter IFD21644

Typical Performance (at 25 °C)



| | | | | |
|---|---|-----------|------------|-----|
|  | ITF Co., Ltd. 102-901, Bucheon Technopark 364, Samjeong-Dong, Ojeong-Gu, Bucheon-City, Gyeonggi-Do, Korea 421-809 | Part No. | IFD21644 | |
| | | Rev. Date | 2014-09-03 | |
| | | Rev. | AS 01 | 4/4 |