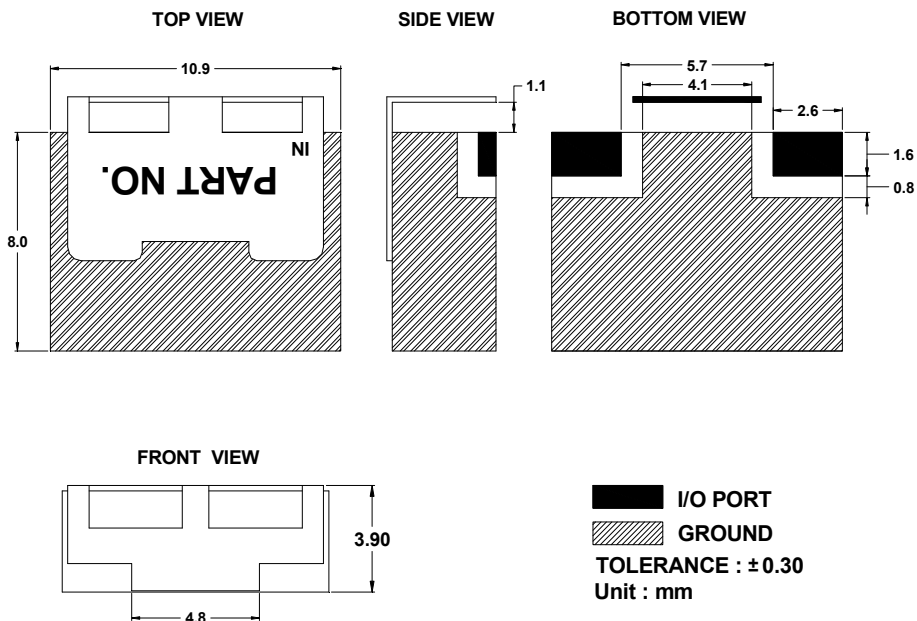


Ceramic Bandpass Filter IFD21649

Features

- Ceramic bandpass filter
- 50Ω single-ended operation
- Surface Mounted Module Package (10.9mm × 8.0mm × 3.9mm)


Package Dimensions



Maximum Ratings

Parameter	Unit	Minimum	Typical	Maximum
Operating Temperature Range	℃	-45	25	85
Storage Temperature Range	℃	-40	25	85
Power Handling Capability	Watt	-	-	3

Electrostatics Sensitive Device (ESD)

 ITF Co., Ltd. 102-901, Bucheon Technopark 364, Samjeong-Dong, Ojeong-Gu, Bucheon-City, Gyeonggi-Do, Korea 421-809	Part No.	IFD21649	
	Rev. Date	2014-09-03	
	Rev.	AS 01	1/3

Ceramic Bandpass Filter IFD21649


Specifications

F_o = 2160MHz

	Minimum	Typical	Maximum	Unit
Center Frequency (F _o)	-	2160	-	MHz
Insertion Loss (2150 ~ 2170MHz)	-	2.5	3.0	dB
Amplitude Ripple (2150 ~ 2170MHz)	-	0.3	0.5	dB
Return Loss (2150 ~ 2170MHz)	18	20	-	dB
Relative Attenuation @ 2102.5 MHz	50.0	55.0	-	dB
Input/Output Impedance		50		Ohm

Notes :

- 1) All specifications are based on the matching schematic shown below, measured by Agilent Network analyzer and full 2 port calibration.
- 2) Electrical margin has been built into the design to account for the variations due to temperature drift and manufacturing tolerances
- 3) All attenuation measurements are measured relative to insertion loss

	ITF Co., Ltd. 102-901, Bucheon Technopark 364, Samjeong-Dong, Ojeong-Gu, Bucheon-City, Gyeonggi-Do, Korea 421-809	Part No.	IFD21649	
		Rev. Date	2014-09-03	
		Rev.	AS 01	2/3

Ceramic Bandpass Filter IFD21649

Matching Schematic

(Actual matching values may vary due to PCB layout and parasitics)




Marking Configuration

Part No. ¹⁾

1) Part Number

* Ink or Laser Marking available

	ITF Co., Ltd. 102-901, Bucheon Technopark 364, Samjeong-Dong, Ojeong-Gu, Bucheon-City, Gyeonggi-Do, Korea 421-809	Part No.	IFD21649	
		Rev. Date	2014-09-03	
		Rev.	AS 01	3/3