

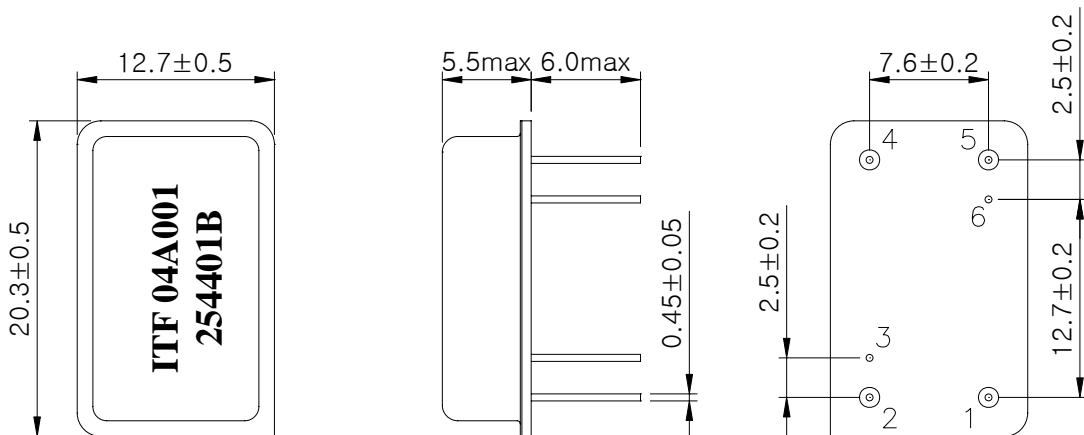
SAW Bandpass Filter 254401B



1. Features

- IF bandpass filter
- High attenuation
- Single-ended operation
- DIP Package
- Maximum Storage Temperature Range : -40°C ~ 85°C
- Electrostatics Sensitive Device (ESD)

2. Package Dimension



Package : D2012

Dimensions shown are nominal in millimeters
 Base : Fe(SPCC), Au plating over Ni plated
 Cap : Cu & Cr Alloy, Ni Plated
 Termination : Kovar, Au Plated

Pin Configuration	
1	Input
5	Output
2, 4	Ground
3, 6	Case ground

	ITF Co., Ltd. 102-901, Bucheon Technopark 364, Samjeong-Dong, Ojeong-Gu, Bucheon-City, Gyeonggi-Do, Korea 421-809	Part No.	254401B	
		Rev. Date	2004-03-22	
		Rev.	NM3026-CS03	1/5

SAW Bandpass Filter 254401B



3. Specifications

Fo = 140 MHz

Terminating source impedance : 50Ω and matching network

Terminating load impedance : 50Ω and matching network

Operating temperature range : -20°C ~ +70°C		Minimum	Typical	Maximum
Center Frequency	MHz	139.75	140.0	140.25
Insertion Loss	dB	-	24.5	26.0
3dB Bandwidth	MHz	44	44.25	-
40dB Bandwidth	MHz	-	48.6	51
Amplitude Ripple (Fo +/- 20 MHz)	dB	-	0.8	1.0
Group Delay Variation (Fo +/- 20 MHz)	nsec	-	50	120
Absolute Delay	usec	-	1.07	-
Ultimate Rejection	dB	50	55	-
Temperature Coefficient of Frequency	ppm/°C	-	-72	-

Operating temperature range : +25°C		Minimum	Typical	Maximum
Amplitude Ripple (Fo +/- 20.5 MHz)	dB	-	0.8	1
Group Delay Variation (Fo +/- 20.5 MHz)	nsec	-	50	120

Notes :

- 1) All specifications are based on the matching schematic shown below
- 2) All specifications are measured by Agilent Network analyzer and full 2 port calibration
- 3) Electrical margin has been built into the design to account for the variations due to temperature drift and manufacturing tolerances
- 4) All attenuation measurements are measured relative to insertion loss

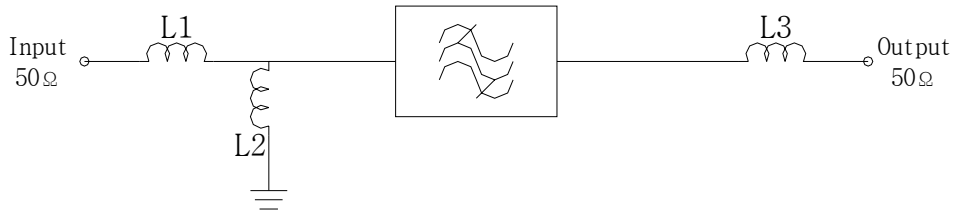
	ITF Co., Ltd. 102-901, Bucheon Technopark 364, Samjeong-Dong, Ojeong-Gu, Bucheon-City, Gyeonggi-Do, Korea 421-809	Part No.	254401B	
		Rev. Date	2004-03-22	
		Rev.	NM3026-CS03	2/5

SAW Bandpass Filter 254401B



4. Matching Schematic

(Actual matching values may vary due to PCB layout and parasitics)




L1 = 68 nH, L3 = 56 nH
L2 = 270 nH

5. Marking Configuration

ITF¹⁾04A001²⁾
254401B³⁾

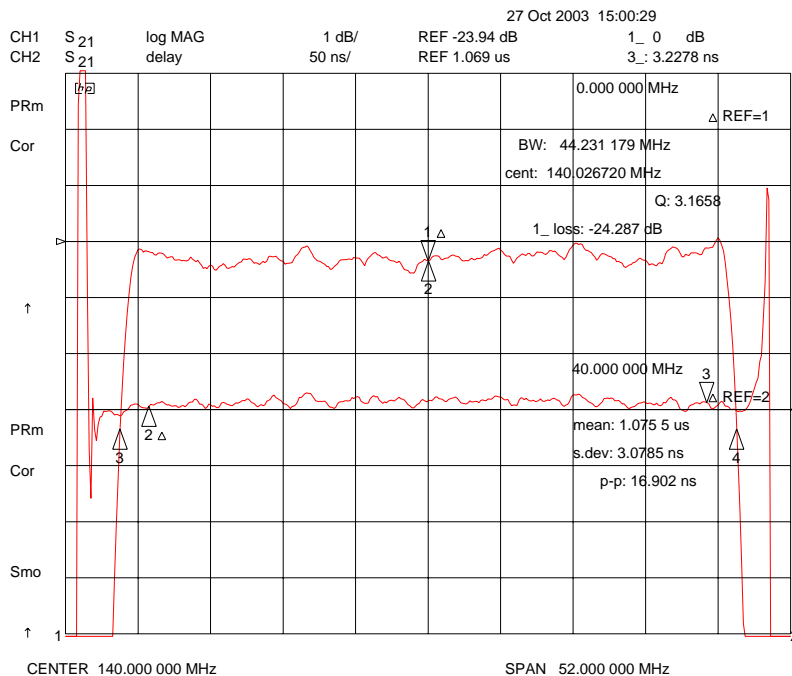
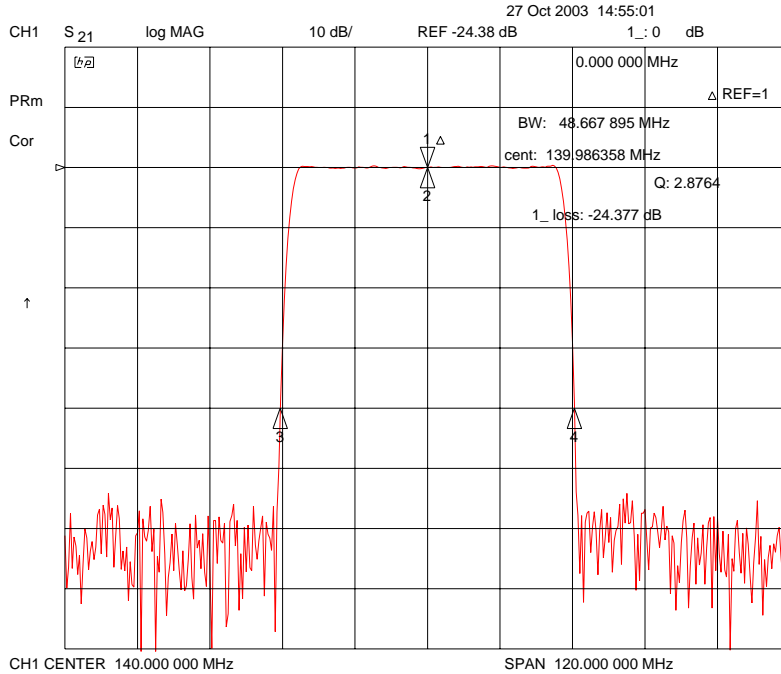
- 1) Manufacturer name
- 2) Lot Number
- 3) Part Number

	ITF Co., Ltd. 102-901, Bucheon Technopark 364, Samjeong-Dong, Ojeong-Gu, Bucheon-City, Gyeonggi-Do, Korea 421-809	Part No.	254401B	
		Rev. Date	2004-03-22	
		Rev.	NM3026-CS03	3/5

SAW Bandpass Filter 254401B



6. Typical Performance (at +25°C)



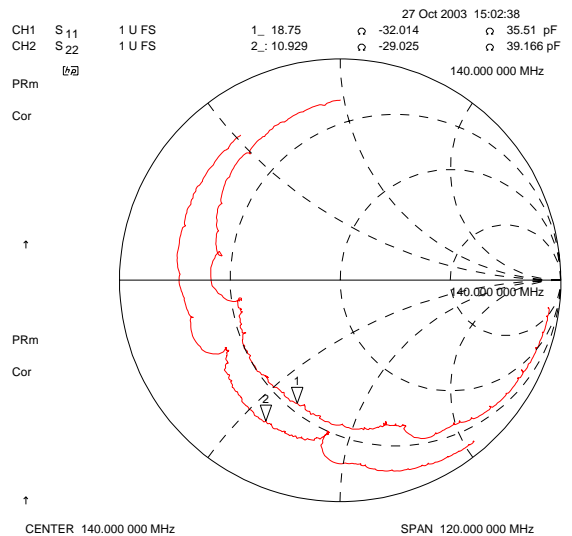
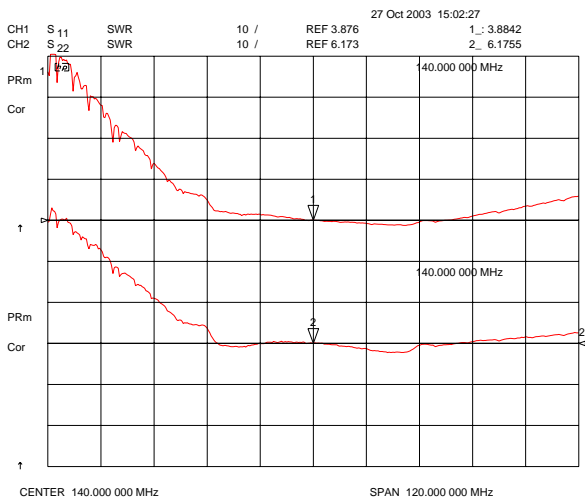
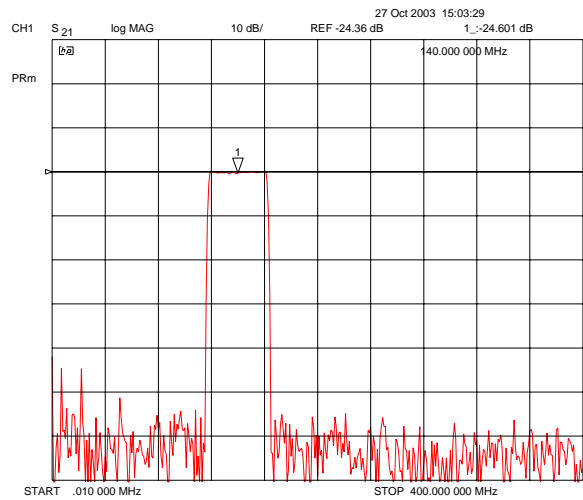
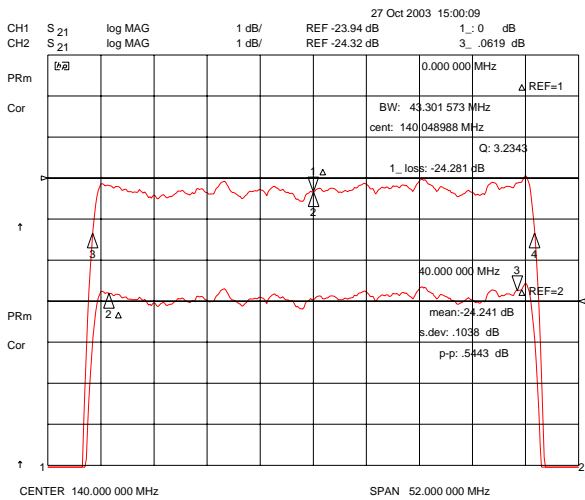
ITF Co., Ltd.
102-901, Bucheon Technopark 364,
Samjeong-Dong, Ojeong-Gu, Bucheon-City,
Gyeonggi-Do, Korea 421-809

Part No. 254401B

Rev. Date 2004-03-22

Rev. NM3026-CS03 4/5

SAW Bandpass Filter 254401B



ITF Co., Ltd.
 102-901, Bucheon Technopark 364,
 Samjeong-Dong, Ojeong-Gu, Bucheon-City,
 Gyeonggi-Do, Korea 421-809

Part No.	254401B	
Rev. Date	2004-03-22	
Rev.	NM3026-CS03	5/5