

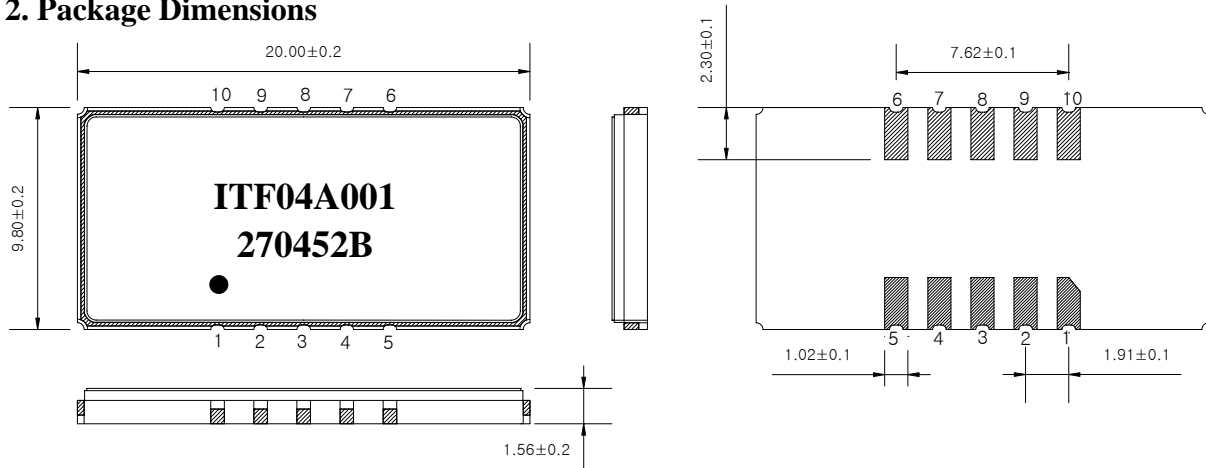
SAW Bandpass Filter 270452B



1. Features

- IF Bandpass Filter
- High attenuation
- Single-Ended Operation
- Ceramic Surface Mount Device (SMD) Package
- Maximum Storage Temperature Range : -40 °C ~ 85 °C
- Electrostatics Sensitive Device (ESD)

2. Package Dimensions



Package : S2098

Dimensions shown are nominal in millimeters

Body : Al₂O₃ Ceramic

Lid : Kovar, Ni Plated

Terminations : Au plating 0.3 ~ 1.0 um, Over a 1.27 ~ 8.89 um Ni Plating

Pad Configuration	
10	Input
5	Output
6, 1	Ground
Other	Case ground



ITF Co., Ltd.
 102-901, Bucheon Technopark 364,
 Samjeong-Dong, Ojeong-Gu, Bucheon-City,
 Gyeonggi-Do, Korea 421-809

Part No.	270452B	
Rev. Date	2004-09-08	
Rev.	NM4023- CS01	1/5

SAW Bandpass Filter 270452B



3. Specifications

Fo = 70.0 MHz

Terminating source impedance : 50Ω and matching network

Terminating load impedance : 50Ω and matching network

Operating Temperature Range :		Minimum	Typical	Maximum
Center Frequency	MHz	69.95	70.0	70.05
Insertion Loss	dB	-	23.0	25.0
1dB Bandwidth	MHz	-	4.1	-
3dB Bandwidth	MHz	4.3	4.5	-
40dB Bandwidth	MHz	-	6.25	6.5
Amplitude Ripple (Fo +/- 1.8 MHz)	dB	-	0.7	1.0
Group Delay Variation (Fo +/- 1.8 MHz)	nsec	-	80	150
Absolute Delay	usec	-	2.98	-
Ultimate Rejection	dB	50	55	-
Temperature Coefficient of Frequency	ppm/°C	-	-23	-

Notes :

- 1) All specifications are based on the matching schematic shown below
- 2) All specifications are measured by Agilent Network analyzer and full 2 port calibration
- 3) Electrical margin has been built into the design to account for the variations due to temperature drift and manufacturing tolerances
- 4) All attenuation measurements are measured relative to insertion loss

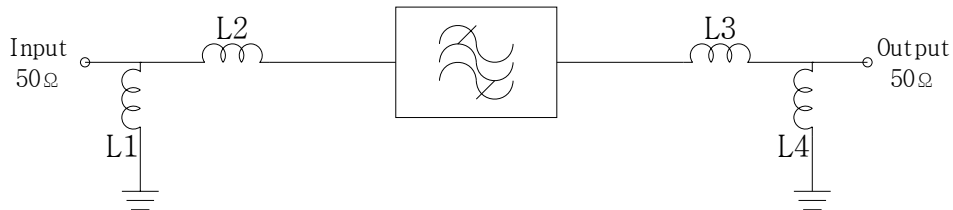
	ITF Co., Ltd. 102-901, Bucheon Technopark 364, Samjeong-Dong, Ojeong-Gu, Bucheon-City, Gyeonggi-Do, Korea 421-809	Part No.	270452B	
		Rev. Date	2004-09-08	
		Rev.	NM4023- CS01	2/5

SAW Bandpass Filter 270452B



4. Matching Schematic

(Actual matching values may vary due to PCB layout and parasitics)



$$L1 = L4 = 120\text{nH}$$

$$L2 = L3 = 82\text{ nH}$$

5. Marking Configuration

ITF¹⁾ 04A001²⁾

270452B³⁾


●⁴⁾

1) Manufacturer name

2) Lot Number

3) Part Number

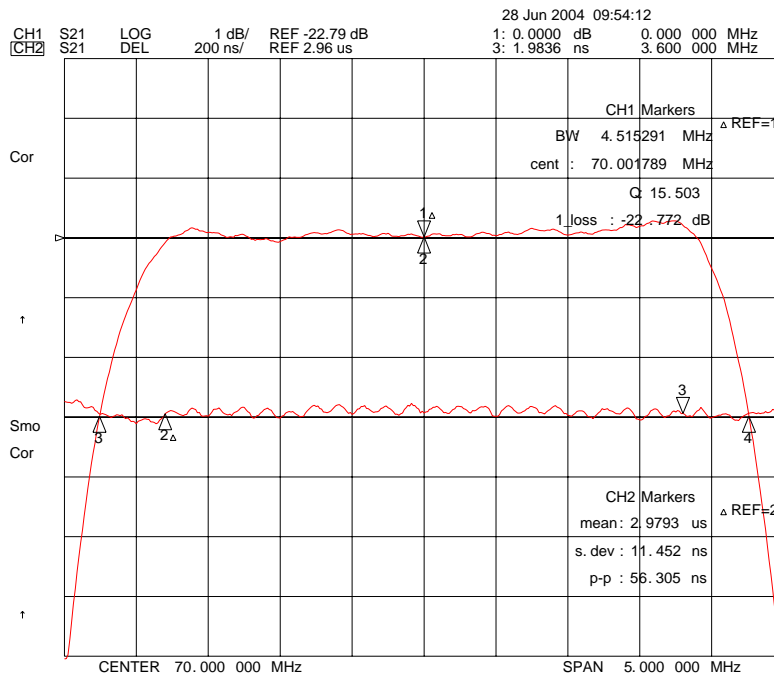
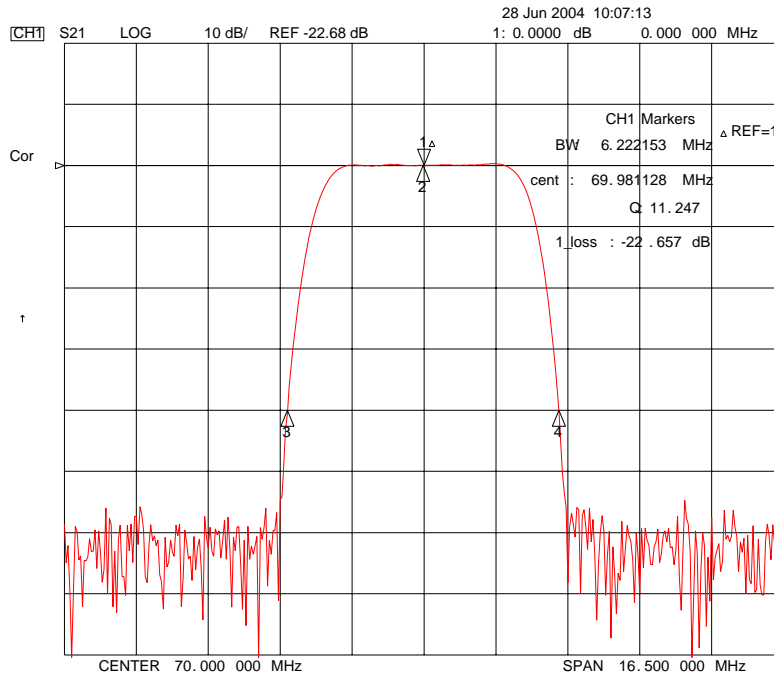
4) Pad Number 1 Index

 Integrated Technology Future	ITF Co., Ltd. 102-901, Bucheon Technopark 364, Samjeong-Dong, Ojeong-Gu, Bucheon-City, Gyeonggi-Do, Korea 421-809	Part No.	270452B	
		Rev. Date	2004-09-08	
		Rev.	NM4023- CS01	3/5

SAW Bandpass Filter 270452B



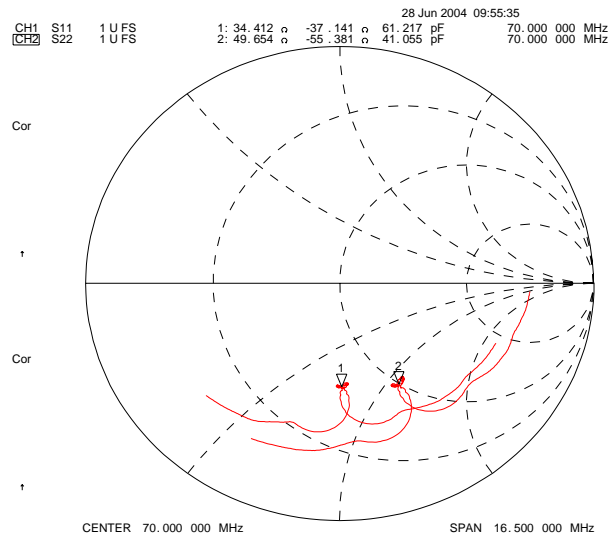
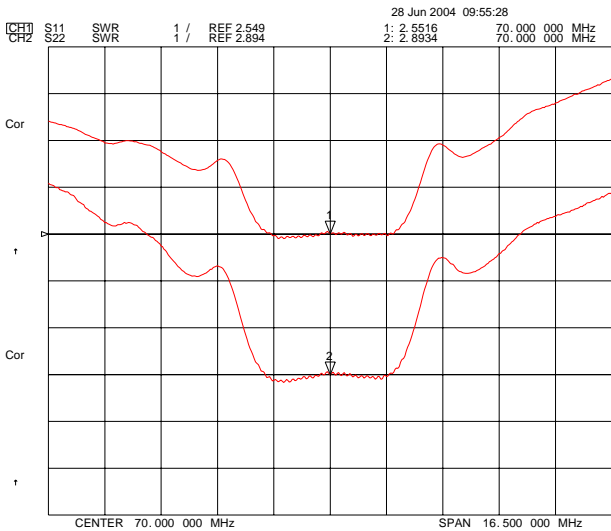
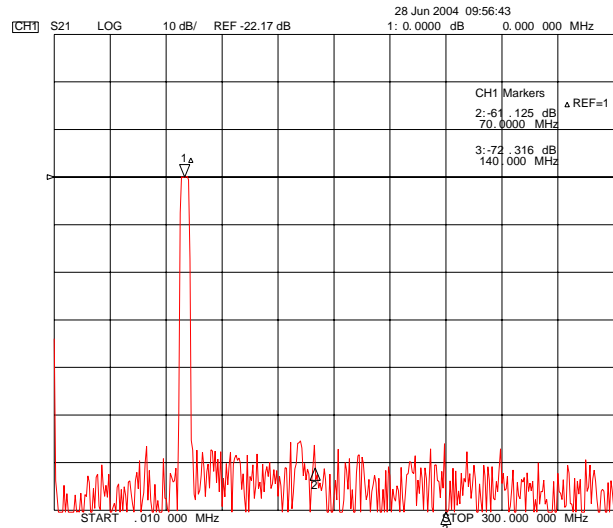
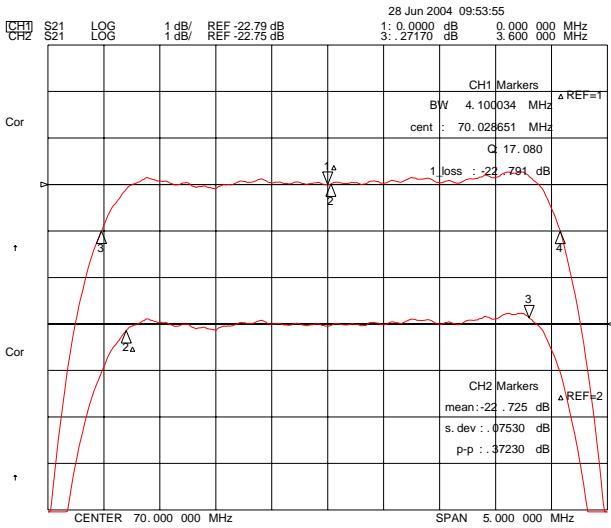
6. Typical Performance (at +25°C)



ITF Co., Ltd.
 102-901, Bucheon Technopark 364,
 Samjeong-Dong, Ojeong-Gu, Bucheon-City,
 Gyeonggi-Do, Korea 421-809

Part No.	270452B	
Rev. Date	2004-09-08	
Rev.	NM4023- CS01	4/5

SAW Bandpass Filter 270452B



ITF Co., Ltd.
 102-901, Bucheon Technopark 364,
 Samjeong-Dong, Ojeong-Gu, Bucheon-City,
 Gyeonggi-Do, Korea 421-809

Part No.	270452B	
Rev. Date	2004-09-08	
Rev.	NM4023- CS01	5/5