

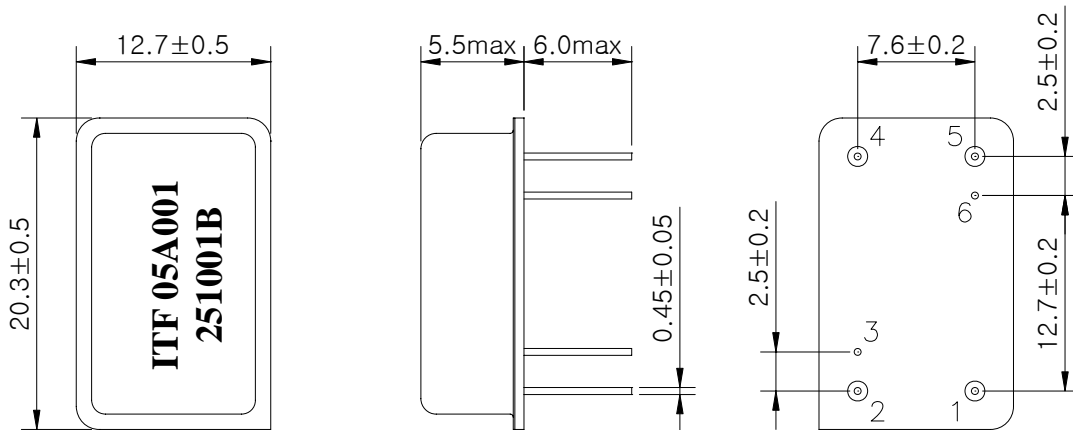
SAW Bandpass Filter 251001B



1. Features

- IF Bandpass Filter
- High Attenuation
- Single-Ended Operation
- DIP Package
- Maximum Storage Temperature Range : -40°C ~ 85°C
- Electrostatics Sensitive Device (ESD)

2. Package Dimension



Package : D2012

Dimensions shown are nominal in millimeters
 Base : Fe(SPCC), Au plating over Ni plated
 Cap : Cu & Cr Alloy, Ni Plated
 Termination : Kovar, Au Plated

Pin Configuration	
1	Input
5	Output
2, 4	Ground
3, 6	Case ground

	ITF Co., Ltd. 102-901, Bucheon Technopark 364, Samjeong-Dong, Ojeong-Gu, Bucheon-City, Gyeonggi-Do, Korea 421-809	Part No.	251001B	
		Rev. Date	2005-07-11	
		Rev.	NM5017-CS01	1/5

SAW Bandpass Filter 251001B



3. Specifications

Fo = 120.0 MHz


Terminating source impedance : 50Ω and matching network

Terminating load impedance : 50Ω and matching network

		Minimum	Typical	Maximum
Center Frequency	MHz	119.85	120.0	120.15
Insertion Loss	dB	-	23.5	25.0
1dB Bandwidth	MHz	-	9.8	-
3dB Bandwidth	MHz	10.0	10.2	-
40dB Bandwidth	MHz	-	11.8	12.0
Amplitude Ripple (Fo +/- 4.6 MHz)	dB	-	0.5	1.0
Group Delay Variation (Fo +/- 4.6 MHz)	Nsec	-	50	100
Absolute Delay	usec	-	3.21	-
Ultimate Rejection	dB	50	52	-
Temperature Coefficient of Frequency	ppm/°C	-	-23	-

Notes :

- 1) All specifications are based on the matching schematic shown below
- 2) All specifications are measured by Agilent Network analyzer and full 2 port calibration at room temperature
- 3) All attenuation measurements are measured relative to insertion loss

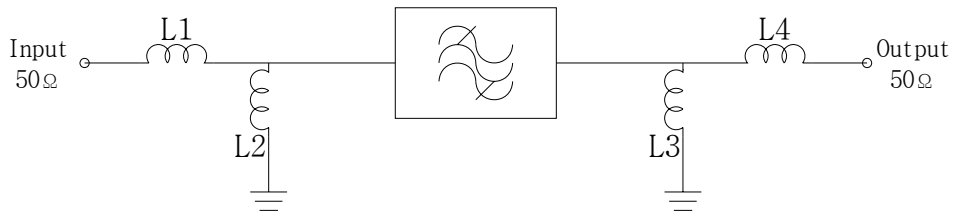
 Integrated Technology Future	ITF Co., Ltd. 102-901, Bucheon Technopark 364, Samjeong-Dong, Ojeong-Gu, Bucheon-City, Gyeonggi-Do, Korea 421-809	Part No.	251001B	
		Rev. Date	2005-07-11	
		Rev.	NM5017-CS01	2/5

SAW Bandpass Filter 251001B



4. Matching Schematic

(Actual matching values may vary due to PCB layout and parasitics)



L1 = 39 nH, L2 = 82 nH

L3 = 82 nH, L4 = 39 nH

5. Marking Configuration


ITF¹⁾05A001²⁾

251001B³⁾

1) Manufacturer name

2) Lot Number

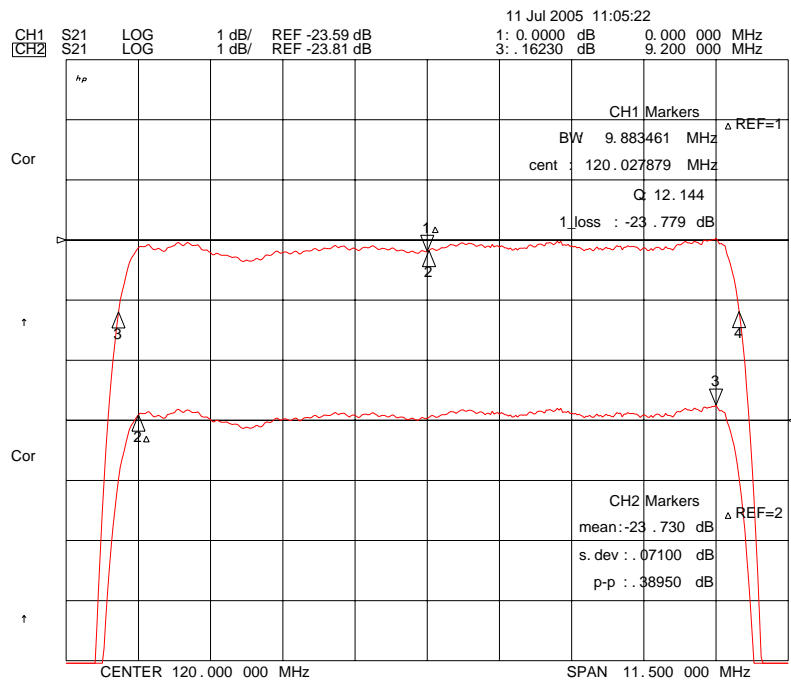
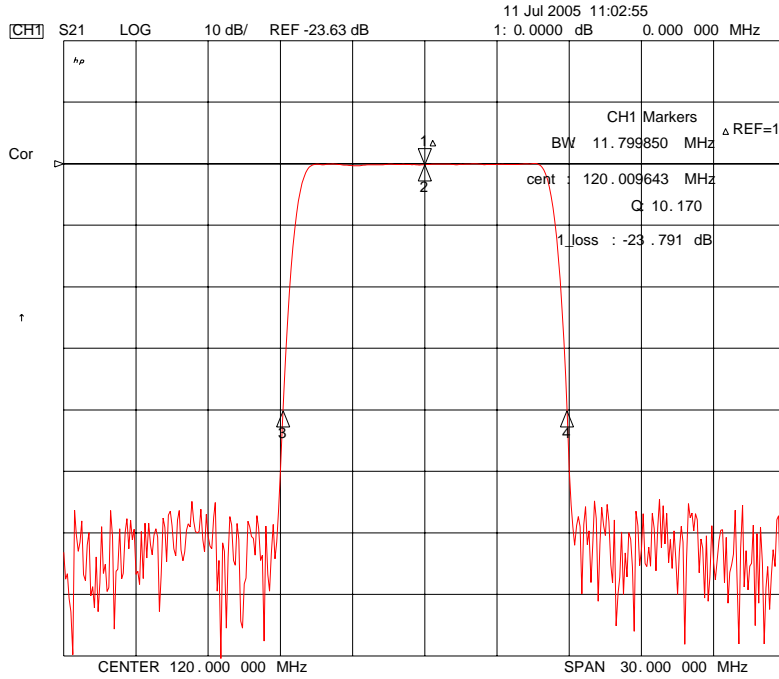
3) Part Number

 Integrated Technology Future	ITF Co., Ltd. 102-901, Bucheon Technopark 364, Samjeong-Dong, Ojeong-Gu, Bucheon-City, Gyeonggi-Do, Korea 421-809	Part No.	251001B	
		Rev. Date	2005-07-11	
		Rev.	NM5017-CS01	3/5

SAW Bandpass Filter 251001B



6. Typical Performance (at +25°C)



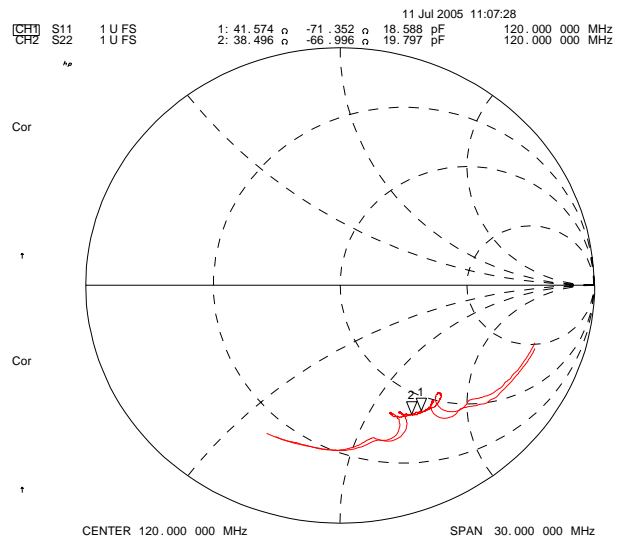
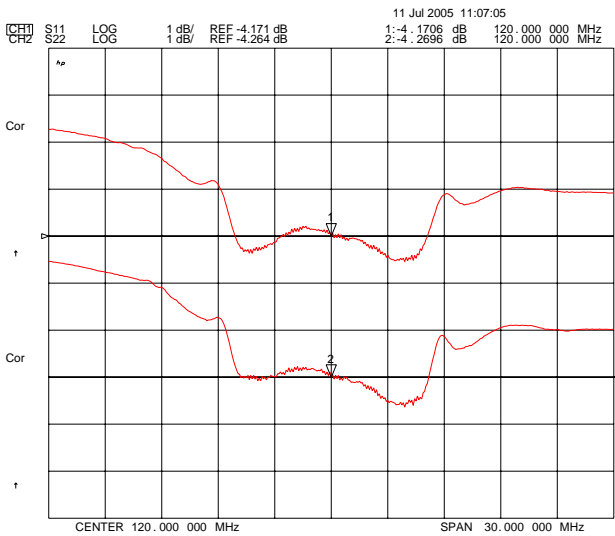
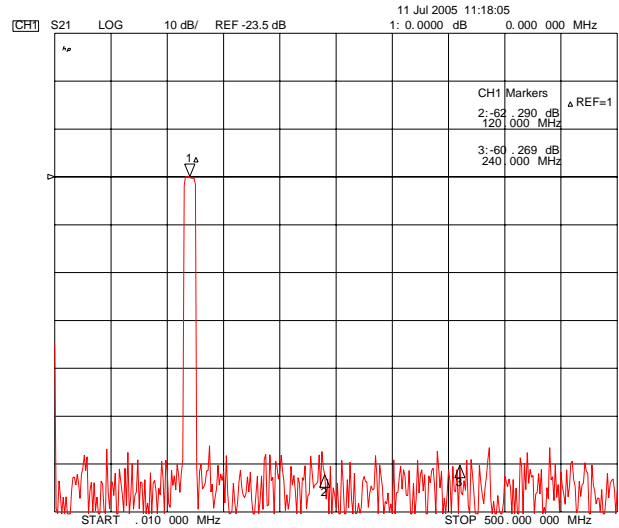
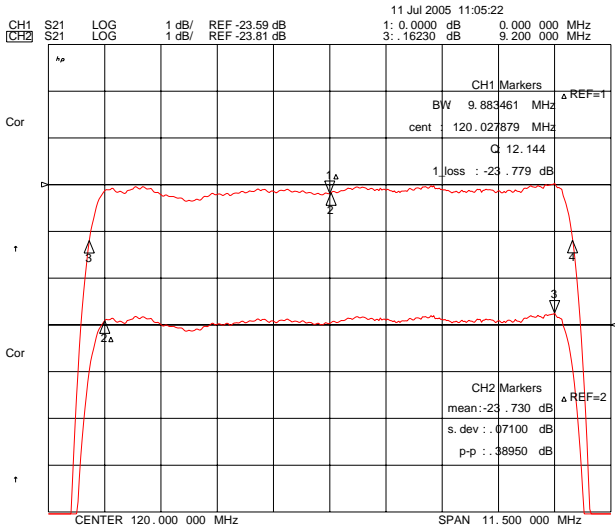
ITF Co., Ltd.
 102-901, Bucheon Technopark 364,
 Samjeong-Dong, Ojeong-Gu, Bucheon-City,
 Gyeonggi-Do, Korea 421-809

Part No. 251001B

Rev. Date 2005-07-11

Rev. NM5017-CS01 4/5

SAW Bandpass Filter 251001B



ITF Co., Ltd.
 102-901, Bucheon Technopark 364,
 Samjeong-Dong, Ojeong-Gu, Bucheon-City,
 Gyeonggi-Do, Korea 421-809

Part No.	251001B	
Rev. Date	2005-07-11	
Rev.	NM5017-CS01	5/5