

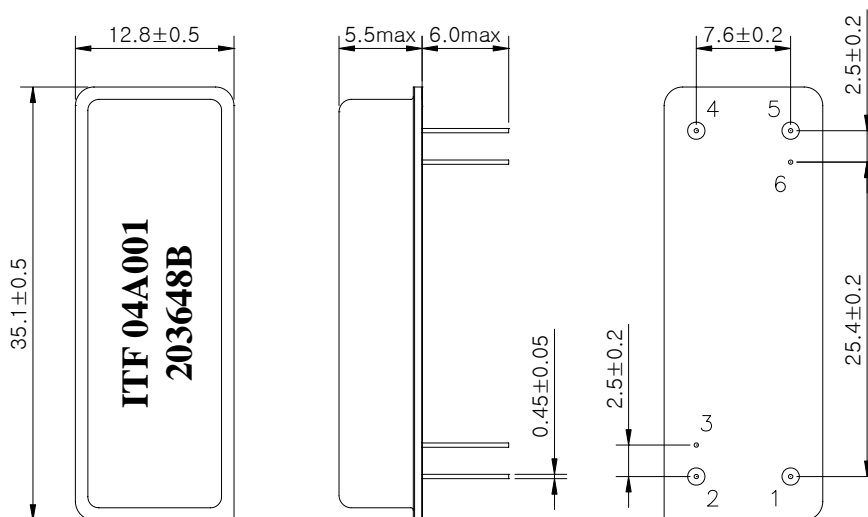
SAW Bandpass Filter 203648B



1. Features

- IF bandpass filter
- High attenuation
- Single-ended operation
- DIP Package
- Maximum Storage Temperature Range : -40°C ~ 85°C
- Electrostatics Sensitive Device (ESD)


2. Package Dimension



Package : D3512

Dimensions shown are nominal in millimeters
 Base : Fe(SPCC), Au plating over Ni plated
 Cap : Cu & Cr Alloy, Ni Plated
 Termination : Kovar, Au Plated

Pin Configuration	
1	Input
4	Output
2, 5	Ground
3, 6	Case ground

	ITF Co., Ltd. 102-901, Bucheon Technopark 364, Samjeong-Dong, Ojeong-Gu, Bucheon-City, Gyeonggi-Do, Korea 421-809	Part No.	203648B	
		Rev. Date	2004-03-16	
		Rev.	NW3027-CS02	1/5

SAW Bandpass Filter 203648B



3. Specifications

Fo = 139.5 MHz


Terminating source impedance : 50Ω and matching network

Terminating load impedance : 50Ω and matching network

Operating temperature range : -10°C ~ +60°C		Minimum	Typical	Maximum
Center Frequency	MHz	139.45	139.5	139.55
Insertion Loss	dB	-	21.2	24.5
1dB Bandwidth	MHz	-	2.38	-
3dB Bandwidth	MHz	2.4	2.5	-
40dB Bandwidth	MHz	-	3.08	3.1
Amplitude Ripple (Fo +/- 1.1 MHz)	dB	-	0.8	1.0
Group Delay Variation (Fo +/- 1.1 MHz)	nsec	-	150	250
Absolute Delay	usec	-	4.56	-
Ultimate Rejection	dB	45	48	-
Temperature Coefficient of Frequency	ppm/°C ²	-	-0.03	-

Notes :

- 1) All specifications are based on the matching schematic shown below
- 2) All specifications are measured by Agilent Network analyzer and full 2 port calibration
- 3) Electrical margin has been built into the design to account for the variations due to temperature drift and manufacturing tolerances
- 4) All attenuation measurements are measured relative to insertion loss

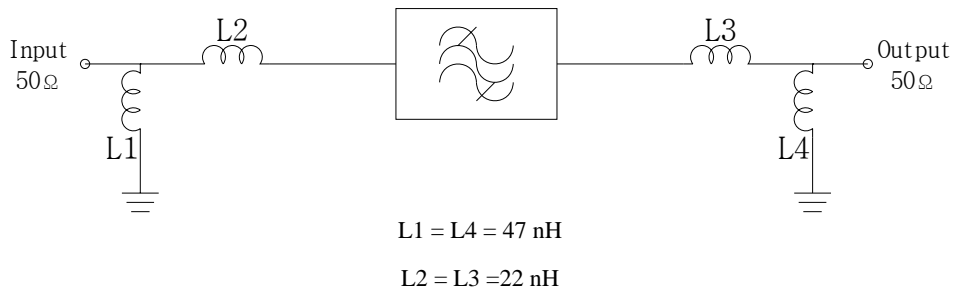
 Integrated Technology Future	ITF Co., Ltd. 102-901, Bucheon Technopark 364, Samjeong-Dong, Ojeong-Gu, Bucheon-City, Gyeonggi-Do, Korea 421-809	Part No.	203648B	
		Rev. Date	2004-03-16	
		Rev.	NW3027-CS02	2/5

SAW Bandpass Filter 203648B



4. Matching Schematic


(Actual matching values may vary due to PCB layout and parasitics)



5. Marking Configuration

ITF¹⁾04A001²⁾
203648B³⁾

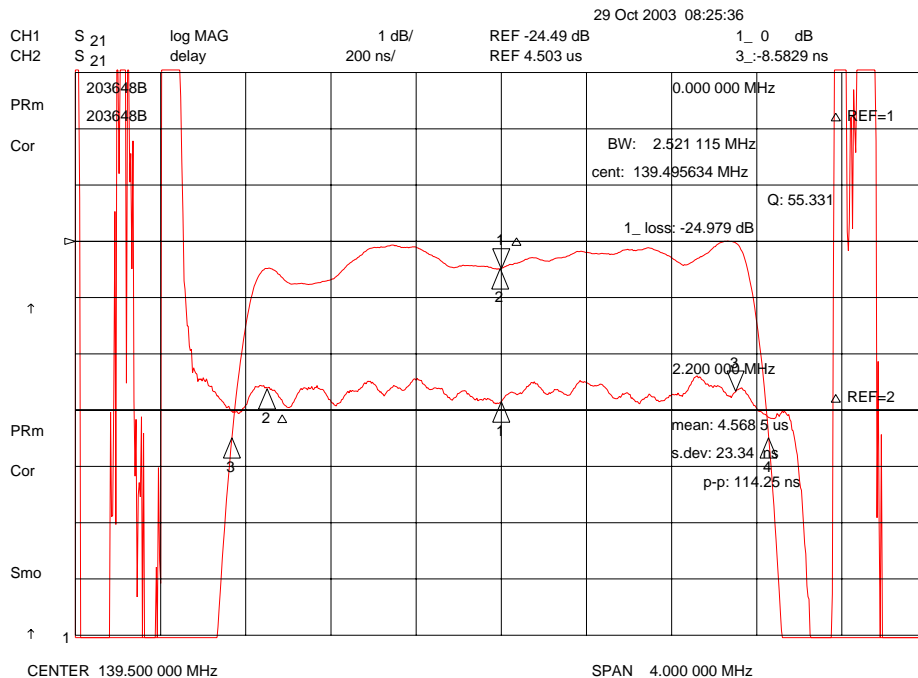
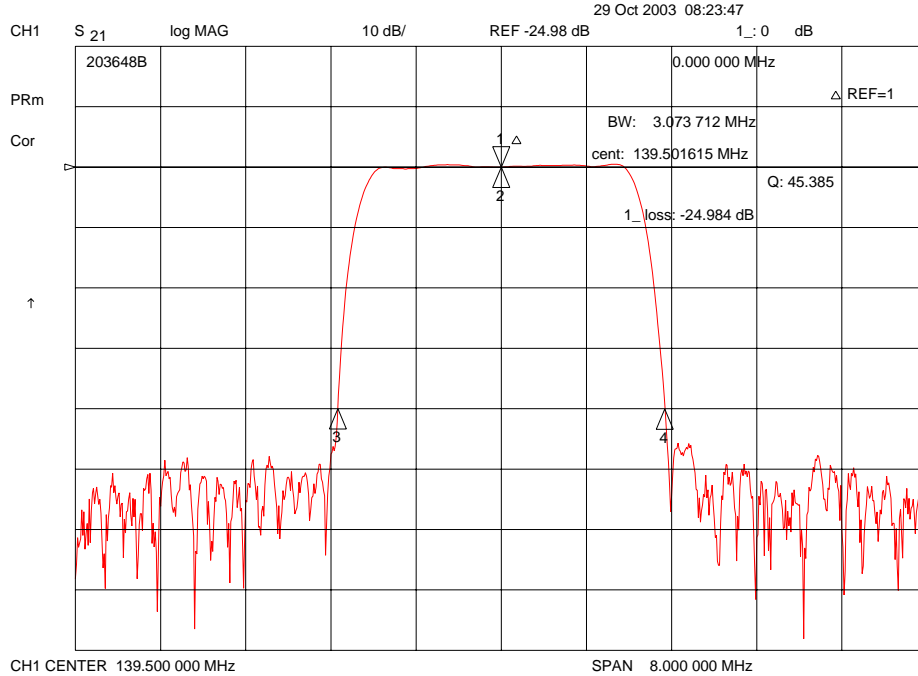
- 1) Manufacturer name
- 2) Lot Number
- 3) Part Number

 Integrated Technology Future	ITF Co., Ltd. 102-901, Bucheon Technopark 364, Samjeong-Dong, Ojeong-Gu, Bucheon-City, Gyeonggi-Do, Korea 421-809	Part No.	203648B	
		Rev. Date	2004-03-16	
		Rev.	NW3027-CS02	3/5

SAW Bandpass Filter 203648B



6. Typical Performance (at +25°C)



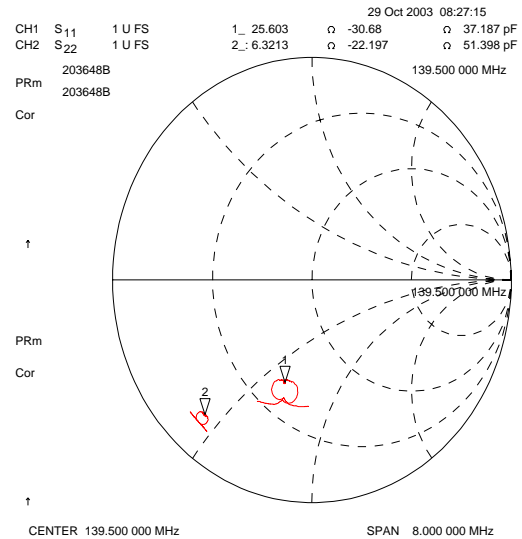
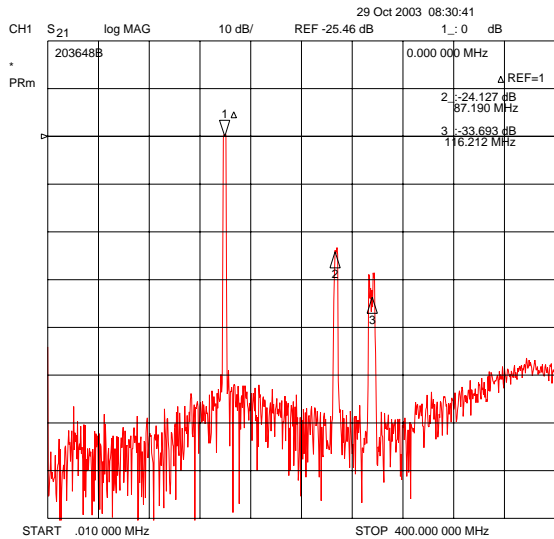
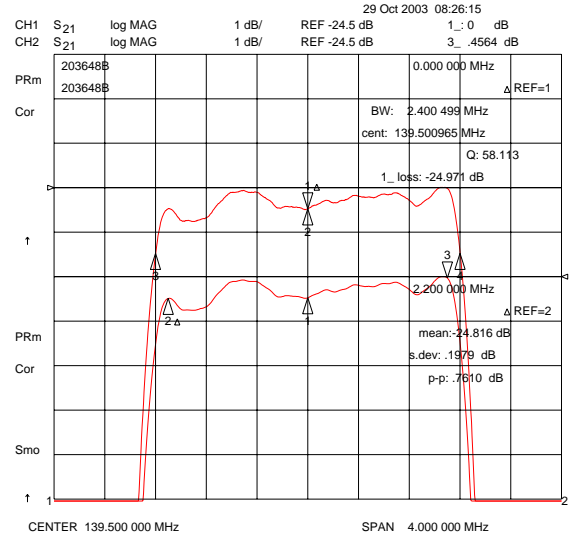
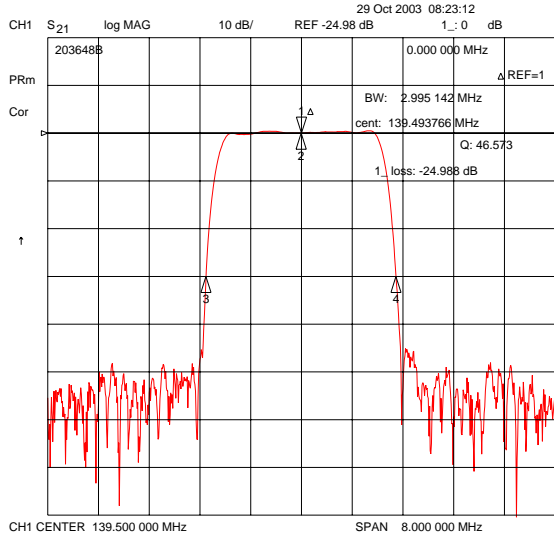
ITF Co., Ltd.
 102-901, Bucheon Technopark 364,
 Samjeong-Dong, Ojeong-Gu, Bucheon-City,
 Gyeonggi-Do, Korea 421-809

Part No. 203648B

Rev. Date 2004-03-16

Rev. NW3027-CS02 4/5

SAW Bandpass Filter 203648B



	ITF Co., Ltd. 102-901, Bucheon Technopark 364, Samjeong-Dong, Ojeong-Gu, Bucheon-City, Gyeonggi-Do, Korea 421-809	Part No.	203648B	
		Rev. Date	2004-03-16	
		Rev.	NW3027-CS02	5/5