

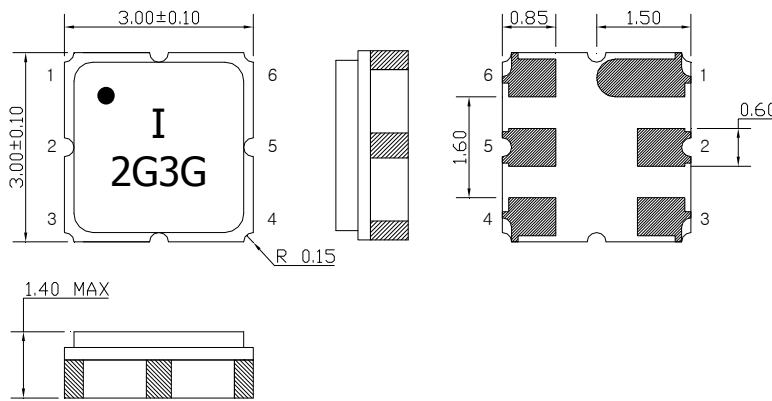
# SAW Bandpass Filter F2G3G



## Features

- RF bandpass filter
- Usable bandwidth 25.0 MHz
- Ceramic Surface Mounted Device (SMD) Package (3.0mm × 3.0mm)
- RoHS/RoHS2 (2015/863/EU) Compliant
- Compliant with AEC-Q200

## Package Dimensions



Dimensions shown are nominal in millimeters

Body : Al<sub>2</sub>O<sub>3</sub> Ceramic

Lid : Kovar, Ni Plated

Terminations : Au plating 0.3 ~ 1.0 um, Over a 1.27 ~ 8.89 um  
Ni Plating

### Pin Configuration

Pin Configuration	
2	Input
5	Output
1, 3, 4, 6	Ground

## Maximum Ratings

Parameter	Unit	Minimum	Typical	Maximum
Operating Temperature Range	°C	-40	25	105
Storage Temperature Range	°C	-45	-	125
Power Handling Capability	dBm	-	-	10

Electrostatics Sensitive Device (ESD)

	<b>ITF Co., Ltd.</b> 102-901, Bucheon Technopark 364, Samjeong-Dong, Ojeong-Gu, Bucheon-City, Gyeonggi-Do, Korea 421-809	Part No.	F2G3G	
		Rev. Date	2019-07-19	
		Rev.	NRUG01-AS02	1/7

# SAW Bandpass Filter F2G3G



## Specifications

Fc = 2332.5 MHz

		Minimum	Typical	Maximum
Center Frequency ( Fc )	MHz	-	2332.5	-
Insertion Loss ( Fc ± 12.5 MHz )	dB	-	0.35	0.70
Amplitude Ripple ( Fc ± 12.5 MHz )	dB	-	0.10	0.30
VSWR ( Fc ± 12.5 MHz )	dB	-	1.20	1.70
Absolute attenuation				
698.0 ~ 894.0 MHz	dB	9	11	-
1710.0 ~ 1750.0 MHz		9	11	-
1850.0 ~ 1990.0 MHz		10	12	-
2400.0 ~ 2484.0 MHz		8	15	-
2496.0 ~ 2690.0 MHz		12	14	-
3400.0 ~ 3500.0 MHz		15	20	-
Input/Output impedance	Ohm	-	50	-

### Notes :

- 1) All specifications are based on the matching schematic shown below, measured by Agilent Network analyzer and full 2 port calibration.
- 2) Electrical margin has been built into the design to account for the variations due to temperature drift and manufacturing tolerances


	<b>ITF Co., Ltd.</b> 102-901, Bucheon Technopark 364, Samjeong-Dong, Ojeong-Gu, Bucheon-City, Gyeonggi-Do, Korea 421-809	Part No.	F2G3G	
		Rev. Date	2019-07-19	
		Rev.	NRUG01-AS02	2/7

# SAW Bandpass Filter F2G3G



## Matching Schematic

( Actual matching values may vary due to PCB layout and parasitics )



## Marking Configuration


- 1)  
●
- I 2)
- 2G3G 3)

1) Pad Number 1 Index

2) Manufacturer name

3) Marking Number

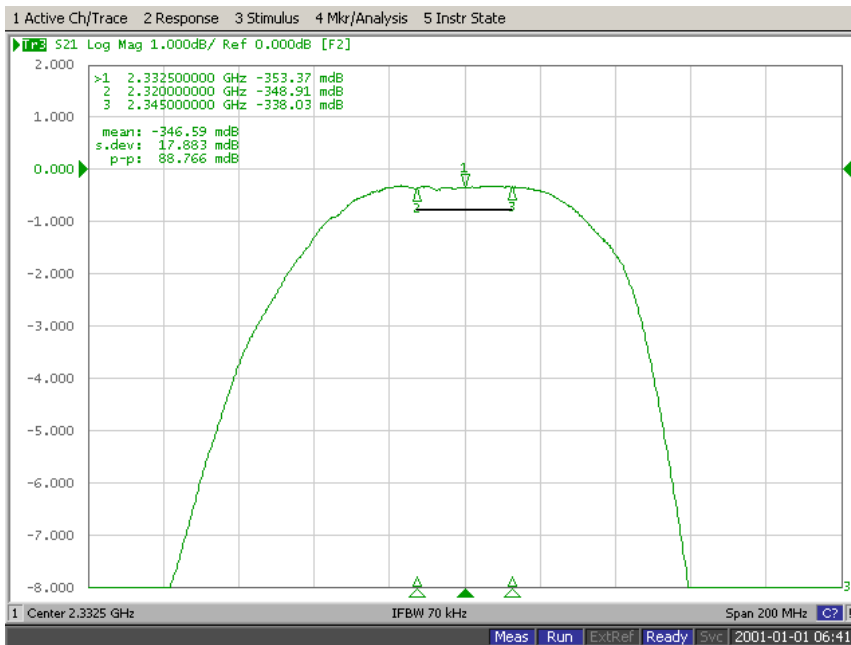
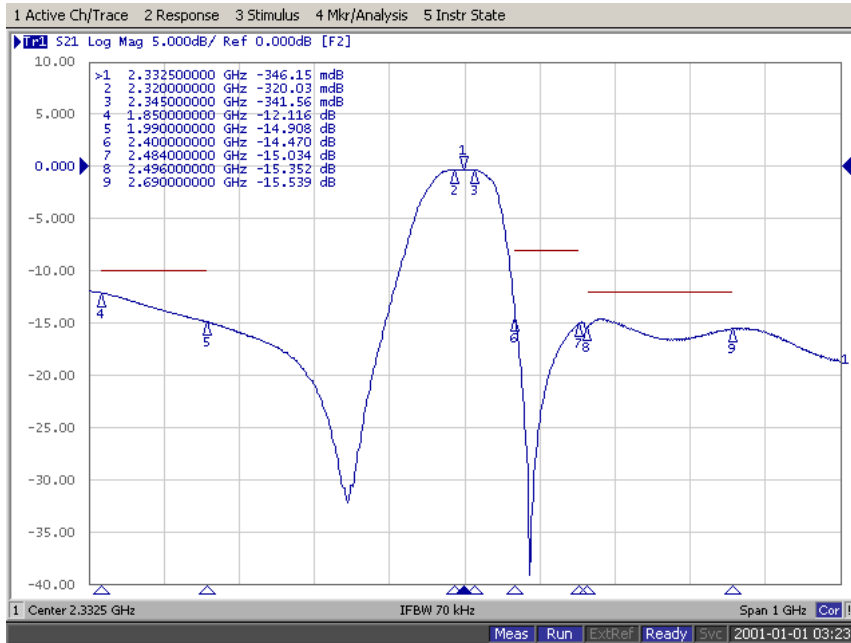
\* Ink or Laser Marking available

 Integrated Technology Future	<b>ITF Co., Ltd.</b> 102-901, Bucheon Technopark 364, Samjeong-Dong, Ojeong-Gu, Bucheon-City, Gyeonggi-Do, Korea 421-809	Part No.	F2G3G	
		Rev. Date	2019-07-19	
		Rev.	NRUG01-AS02	3/7

# SAW Bandpass Filter F2G3G



## Typical Performance ( at 25°C )



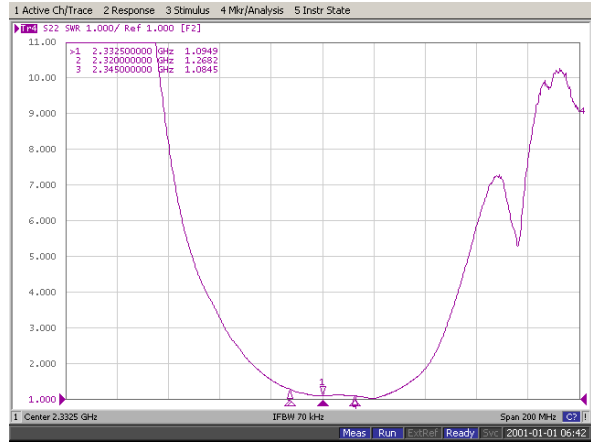
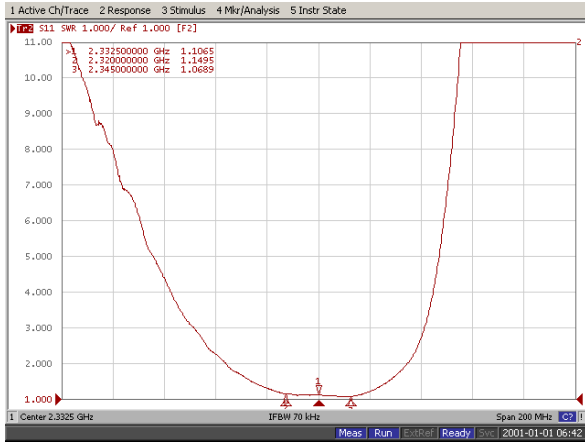
**ITF Co., Ltd.**  
102-901, Bucheon Technopark 364,  
Samjeong-Dong, Ojeong-Gu, Bucheon-City,  
Gyeonggi-Do, Korea 421-809

Part No.	F2G3G	
Rev. Date	2019-07-19	
Rev.	NRUG01-AS02	4/7

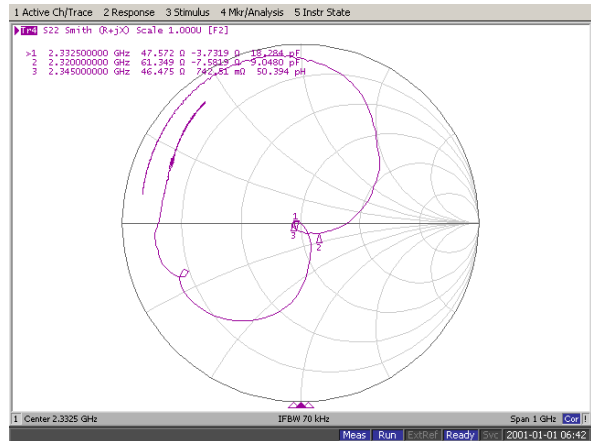
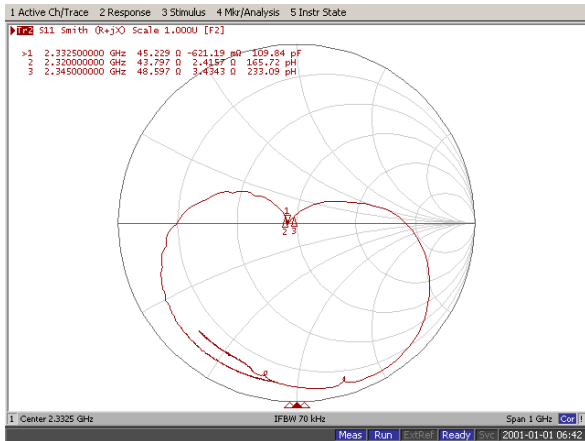
# SAW Bandpass Filter F2G3G



## Input / Output VSWR Charts



## Input / Output Smith Charts



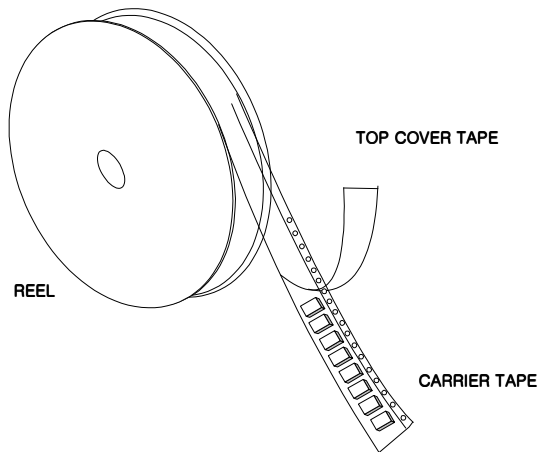
	<b>ITF Co., Ltd.</b> 102-901, Bucheon Technopark 364, Samjeong-Dong, Ojeong-Gu, Bucheon-City, Gyeonggi-Do, Korea 421-809	Part No.	F2G3G	
		Rev. Date	2019-07-19	
		Rev.	NRUG01-AS02	5/7

# SAW Bandpass Filter F2G3G



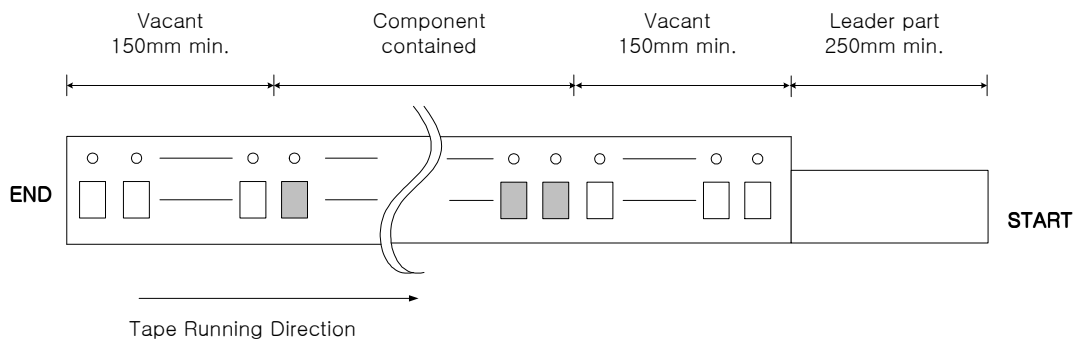
## Packing Specification

1. Reeling Quantity : 1000 pcs / reel
2. Taping Structure : The tape shall be wound around the reel in the direction shown below.



## Tape Specification

1. Leader part and vacant position specification

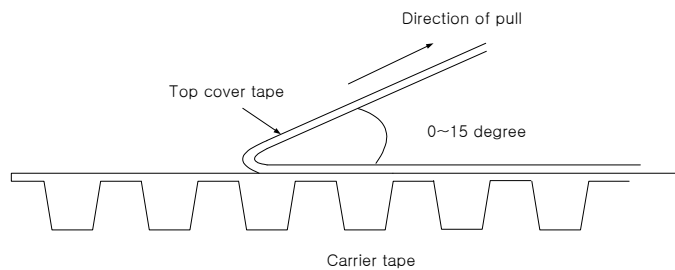


2. Tensile strength of carrier tape

4.4N/mm width

3. Top cover tape adhesion

- 1) pull off angle : 0~15°
- 2) speed : 300mm/min
- 3) force : 20~70g

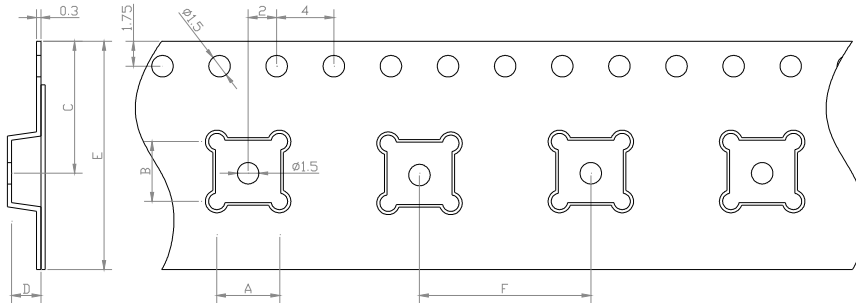


	<b>ITF Co., Ltd.</b> 102-901, Bucheon Technopark 364, Samjeong-Dong, Ojeong-Gu, Bucheon-City, Gyeonggi-Do, Korea 421-809	Part No.	F2G3G	
		Rev. Date	2019-07-19	
		Rev.	NRUG01-AS02	6/7

# SAW Bandpass Filter F2G3G

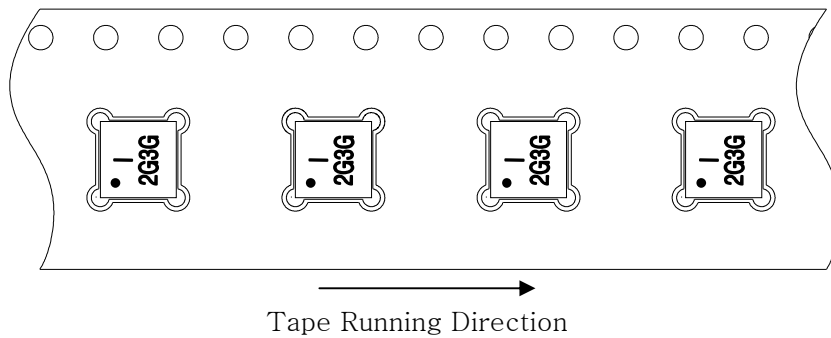


## Carrier Tape Dimensions [unit : mm]

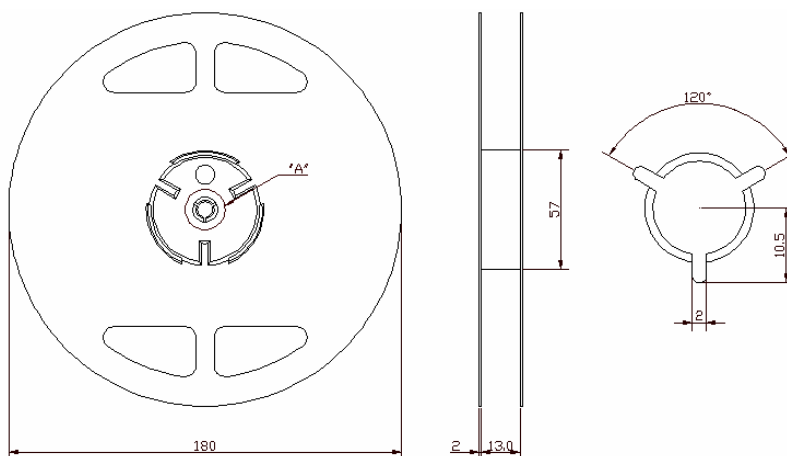


A	3.40 ± 0.1
B	3.40 ± 0.1
C	7.25 ± 0.1
D	1.70 ± 0.1
E	12.00 ± 0.1
F	8.00 ± 0.1

## Part Direction



## Reel Dimensions [unit : mm]



	<b>ITF Co., Ltd.</b> 102-901, Bucheon Technopark 364, Samjeong-Dong, Ojeong-Gu, Bucheon-City, Gyeonggi-Do, Korea 421-809	Part No.	F2G3G	
		Rev. Date	2019-07-19	
		Rev.	NRUG01-AS02	7/7