

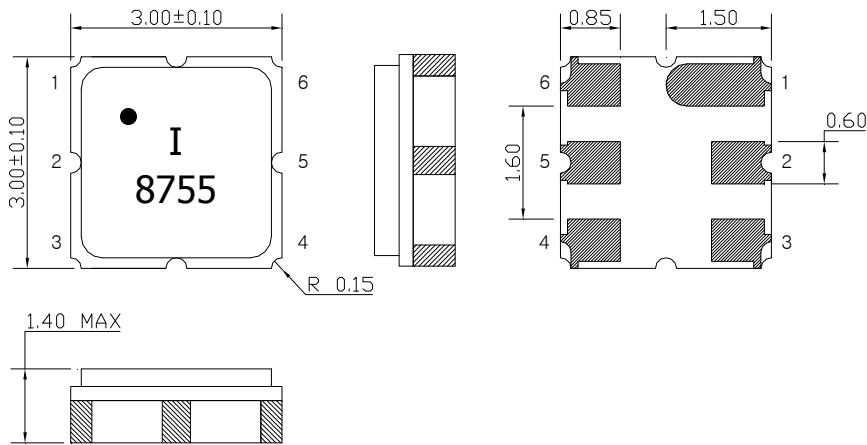
SAW Bandpass Filter F8755



Features

- RF bandpass filter
- High attenuation
- Usable bandwidth 30MHz
- No matching 50Ω single-ended operation
- Ceramic Surface Mounted Device (SMD) Package
- RoHS Compliant

Package Dimensions



Dimensions shown are nominal in millimeters

Body : Al₂O₃ Ceramic

Lid : Kovar, Ni Plated

Terminations : Au plating 0.3 ~ 1.0 um, Over a 1.27 ~ 8.89 um
Ni Plating

Pin Configuration	
2	Input
5	Output
1, 3, 4, 6	Case ground

Maximum Ratings

Parameter	Unit	Minimum	Typical	Maximum
Operating Temperature Range	°C	-35	25	85
Storage Temperature Range	°C	-40	-	85
Power Handling Capability	dBm	-	-	15
ESD classification level (HBM)	V	-	-	100

Electrostatics Sensitive Device (ESD)

	ITF Co., Ltd. 102-901, Bucheon Technopark 364, Samjeong-Dong, Ojeong-Gu, Bucheon-City, Gyeonggi-Do, Korea 421-809	Part No.	F8755	
		Rev. Date	2018-10-15	
		Rev.	AS02	1/9

SAW Bandpass Filter F8755



Specifications

$F_c = 875.0\text{MHz}$


Terminating source impedance : 50Ω

Terminating load impedance : 50Ω

		Minimum	Typical	Maximum
Center Frequency (F_c)	MHz	-	875	-
Insertion Loss ($F_c \pm 15\text{ MHz}$)	dB	-	2.5	4.0
Amplitude Ripple ($F_c \pm 15\text{ MHz}$)	dB	-	0.5	1.5
VSWR ($F_c \pm 15\text{ MHz}$)		-	1.8	2.2
Absolute Attenuation				
D.C. ~ 600.0 MHz	dB	50	60	-
600.0 ~ 800.0 MHz		40	50	-
950.0 ~ 1190.0 MHz		40	50	-
1190.0 ~ 3000.0 MHz		35	38	-
Temperature Coefficient of Frequency	ppm/°C	-	-40	-

Notes :

- 1) All specifications are based on the matching schematic shown below, measured by Agilent Network analyzer and full 2 port calibration.
- 2) Electrical margin has been built into the design to account for the variations due to temperature drift and manufacturing tolerances


 Integrated Technology Future	ITF Co., Ltd. 102-901, Bucheon Technopark 364, Samjeong-Dong, Ojeong-Gu, Bucheon-City, Gyeonggi-Do, Korea 421-809	Part No.	F8755	
		Rev. Date	2018-10-15	
		Rev.	AS02	2/9

SAW Bandpass Filter F8755



Matching Schematic

(Actual matching values may vary due to PCB layout and parasitics)



Marking Configuration

●¹⁾
I²⁾
8755³⁾

1) Pad Number 1 Index

2) Manufacturer name

3) Marking Number

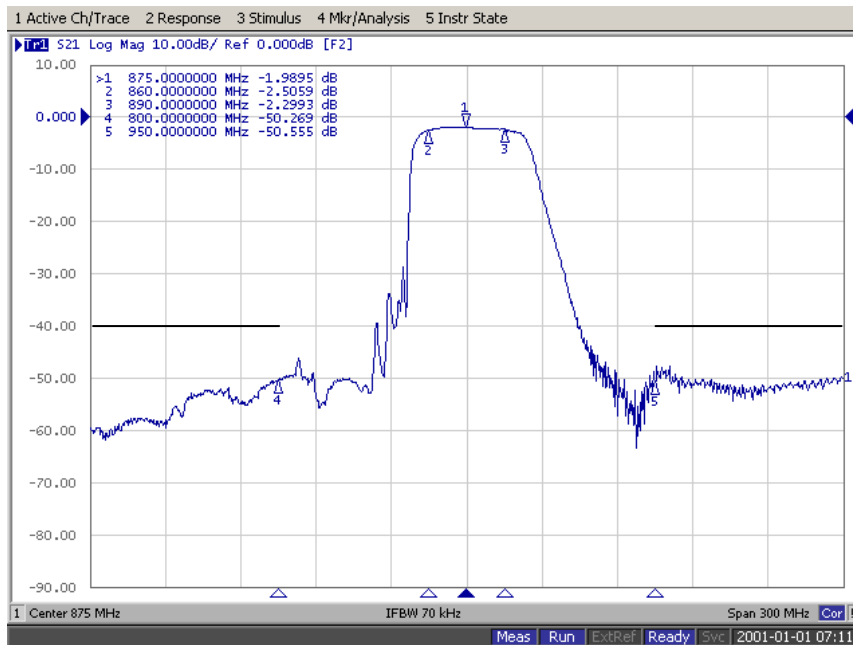
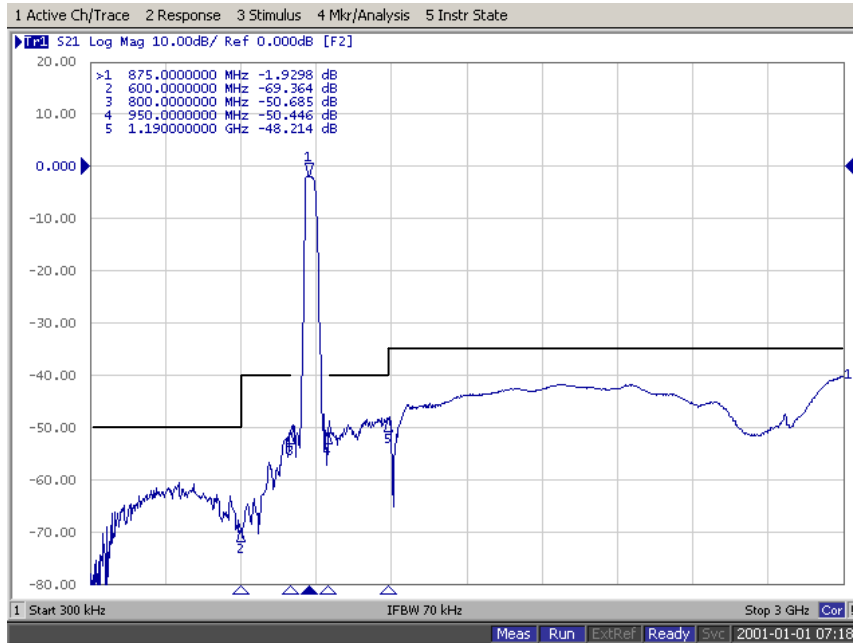
* Ink or Laser Marking available

	ITF Co., Ltd. 102-901, Bucheon Technopark 364, Samjeong-Dong, Ojeong-Gu, Bucheon-City, Gyeonggi-Do, Korea 421-809	Part No.	F8755	
		Rev. Date	2018-10-15	
		Rev.	AS02	3/9

SAW Bandpass Filter F8755



Typical Performance (at 25°C)



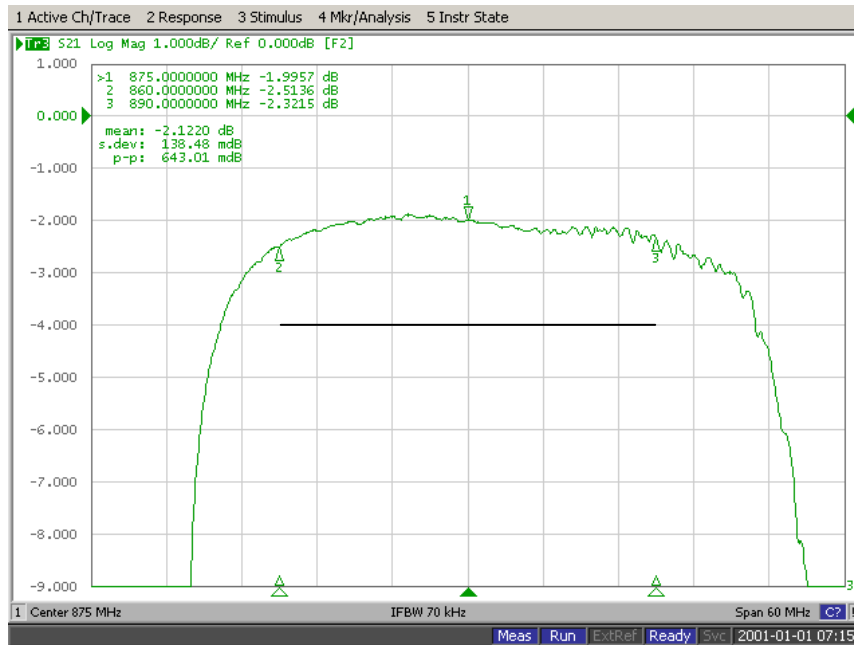
ITF Co., Ltd.
 102-901, Bucheon Technopark 364,
 Samjeong-Dong, Ojeong-Gu, Bucheon-City,
 Gyeonggi-Do, Korea 421-809


Part No.	F8755	
Rev. Date	2018-10-15	
Rev.	AS02	4/9

SAW Bandpass Filter F8755



Typical Performance (at 25°C)

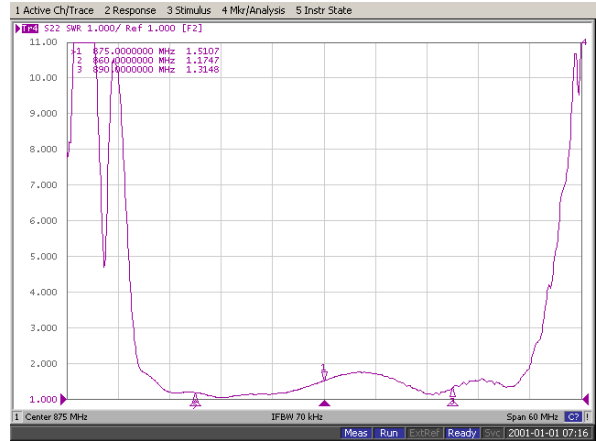
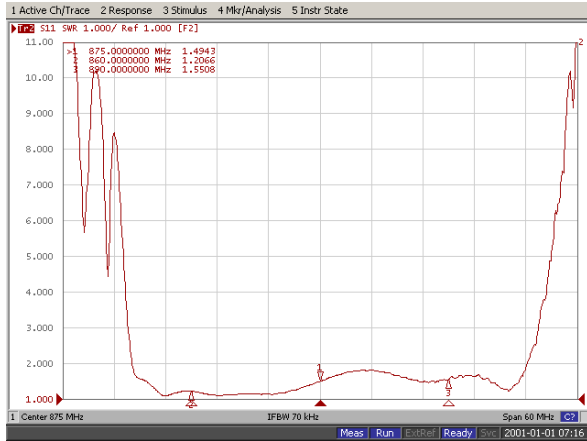


 Integrated Technology Future	ITF Co., Ltd. 102-901, Bucheon Technopark 364, Samjeong-Dong, Ojeong-Gu, Bucheon-City, Gyeonggi-Do, Korea 421-809	Part No.	F8755	
		Rev. Date	2018-10-15	
		Rev.	AS02	5/9

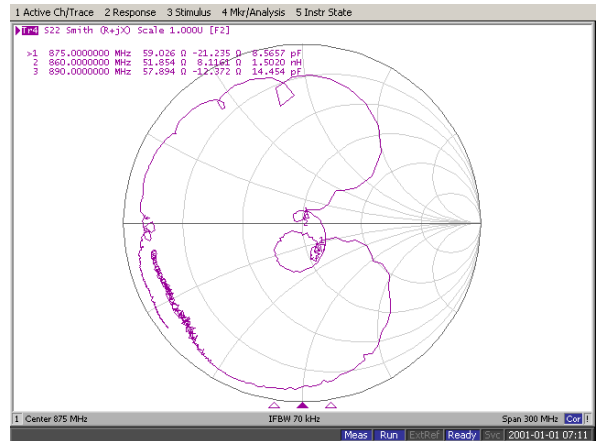
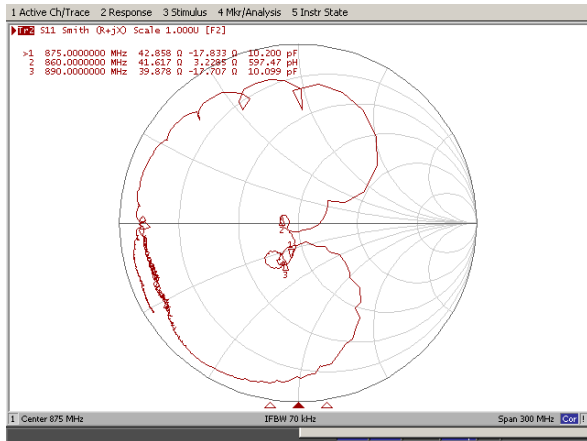
SAW Bandpass Filter F8755



Input / Output VSWR Charts



Input / Output Smith Charts



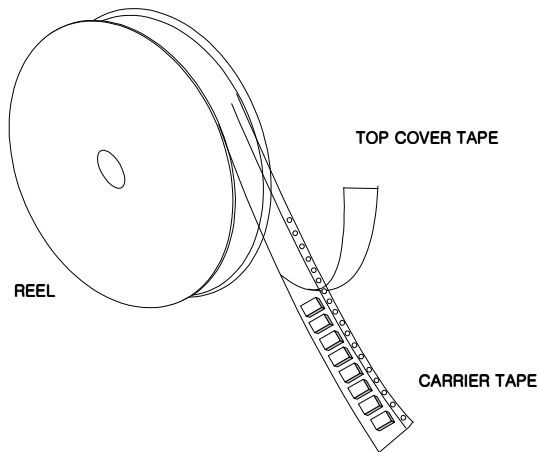
	ITF Co., Ltd. 102-901, Bucheon Technopark 364, Samjeong-Dong, Ojeong-Gu, Bucheon-City, Gyeonggi-Do, Korea 421-809	Part No.	F8755	
		Rev. Date	2018-10-15	
		Rev.	AS02	6/9

SAW Bandpass Filter F8755



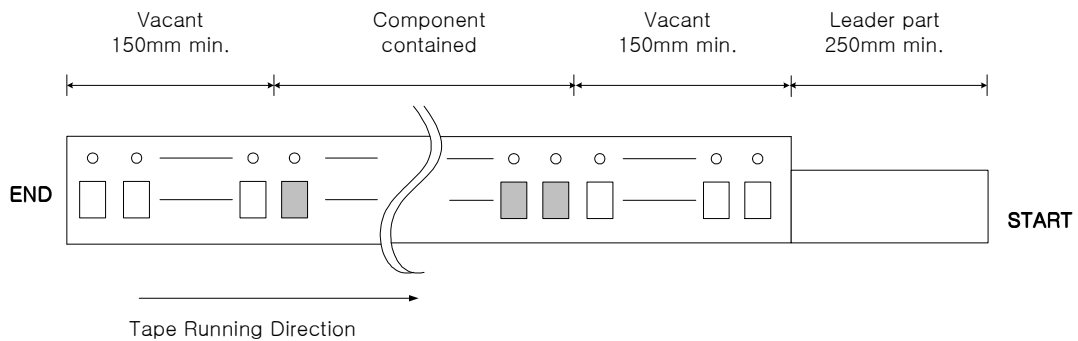
Packing Specification

1. Reeling Quantity : 1000 pcs / reel
2. Taping Structure : The tape shall be wound around the reel in the direction shown below.



Tape Specification

1. Leader part and vacant position specification

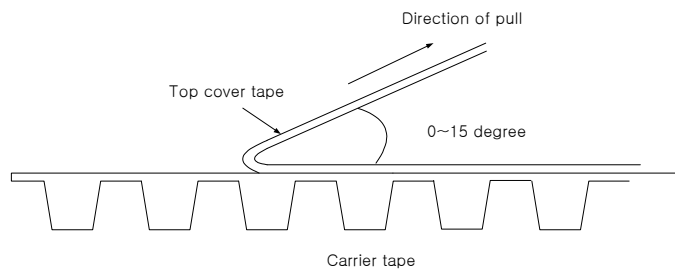


2. Tensile strength of carrier tape

4.4N/mm width

3. Top cover tape adhesion

- 1) pull off angle : 0~15°
- 2) speed : 300mm/min
- 3) force : 20~70g

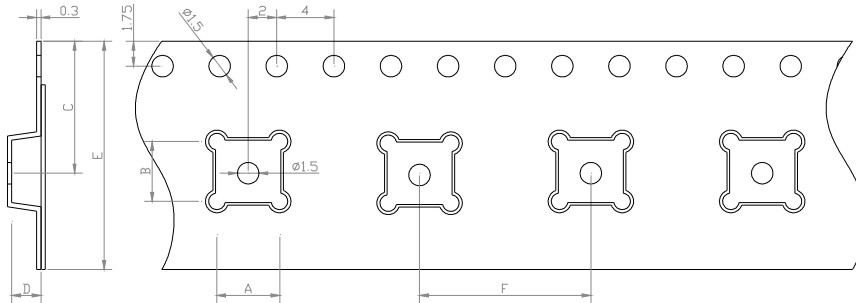


	ITF Co., Ltd. 102-901, Bucheon Technopark 364, Samjeong-Dong, Ojeong-Gu, Bucheon-City, Gyeonggi-Do, Korea 421-809	Part No.	F8755	
		Rev. Date	2018-10-15	
		Rev.	AS02	7/9

SAW Bandpass Filter F8755

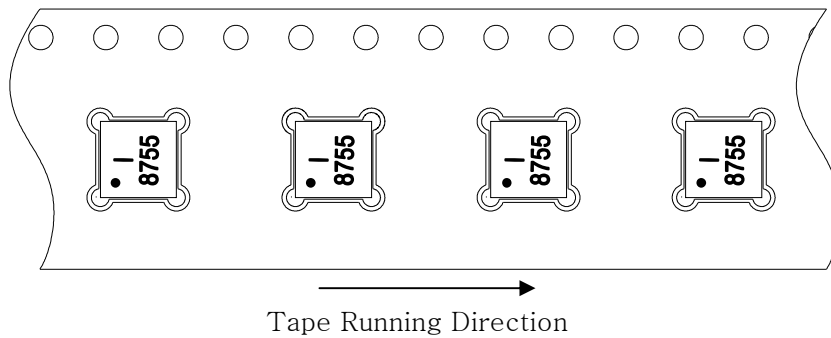


Carrier Tape Dimensions [unit : mm]

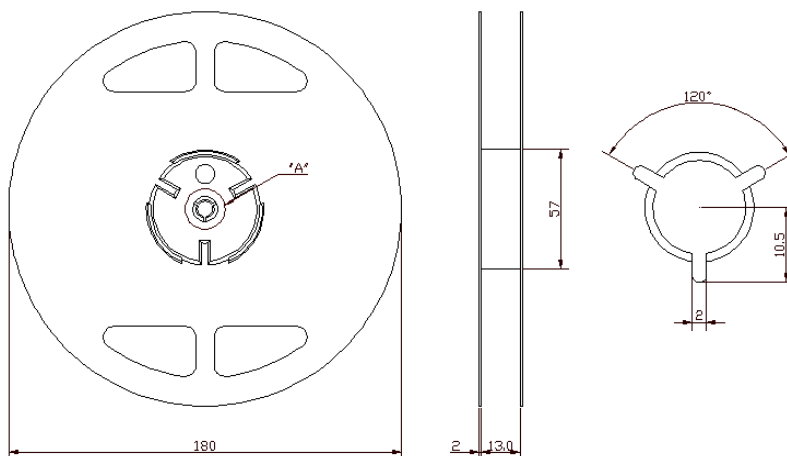


A	3.40 ± 0.1
B	3.40 ± 0.1
C	7.25 ± 0.1
D	1.70 ± 0.1
E	12.00 ± 0.1
F	8.00 ± 0.1

Part Direction



Reel Dimensions [unit : mm]

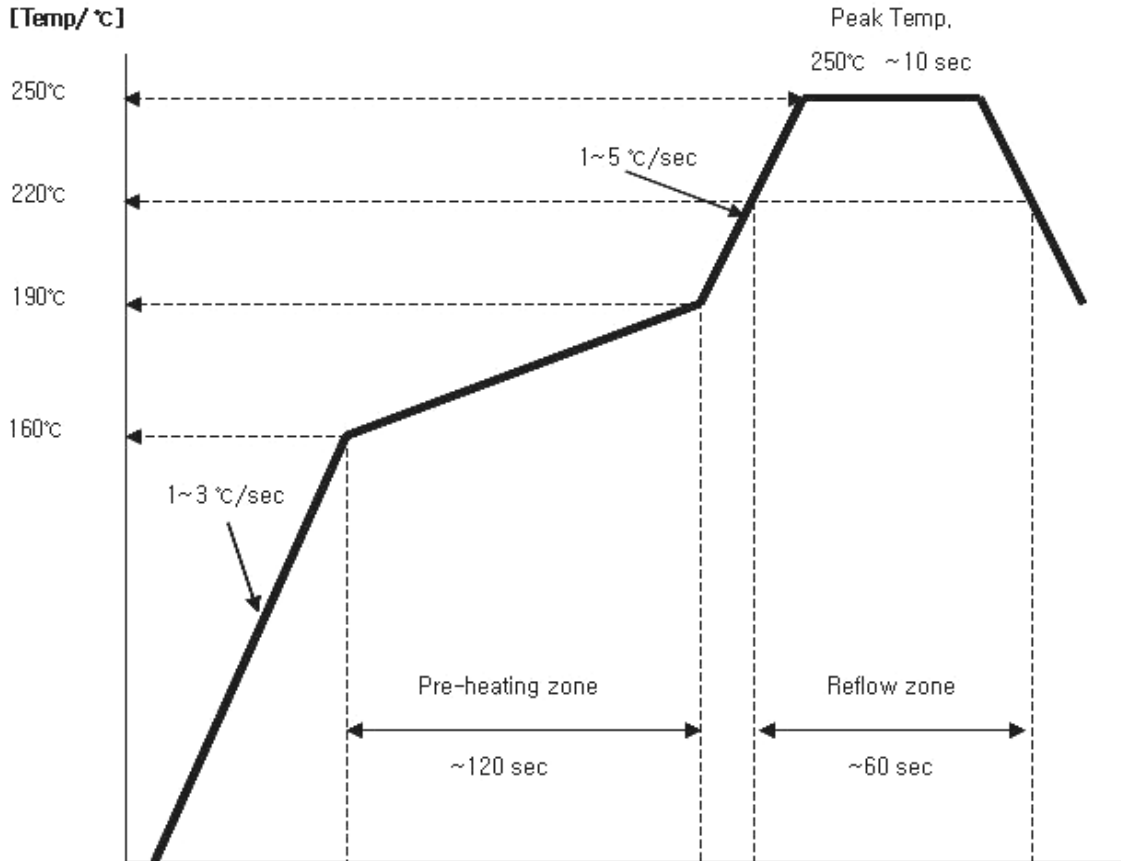


	ITF Co., Ltd. 102-901, Bucheon Technopark 364, Samjeong-Dong, Ojeong-Gu, Bucheon-City, Gyeonggi-Do, Korea 421-809	Part No.	F8755	
		Rev. Date	2018-10-15	
		Rev.	AS02	8/9

SAW Bandpass Filter F8755



Reflow Condition



Comment) The quality is guaranteed under this temperature conditions on 2 times solder reflows

Cautions

1. This is a hermetic device.

MSL (Moisture Sensitive Level) is the 1st level

2. This is an electrostatic sensitive device. Please avoid static voltage during operation and storage.

ESD (Electrostatic Discharge) Rating is class 0. (Test : HBM-Human Body Model)

3. Ultrasonic cleaning shall be avoided.

4. This device should not be used in any type of fluid such as water, oil , organic solvent ,etc.

Manual soldering process

- approximately 350°C in 15 to 20 seconds to be completed

	ITF Co., Ltd. 102-901, Bucheon Technopark 364, Samjeong-Dong, Ojeong-Gu, Bucheon-City, Gyeonggi-Do, Korea 421-809	Part No.	F8755	
		Rev. Date	2018-10-15	
		Rev.	AS02	9/9