

SAW Bandpass Filter F4234



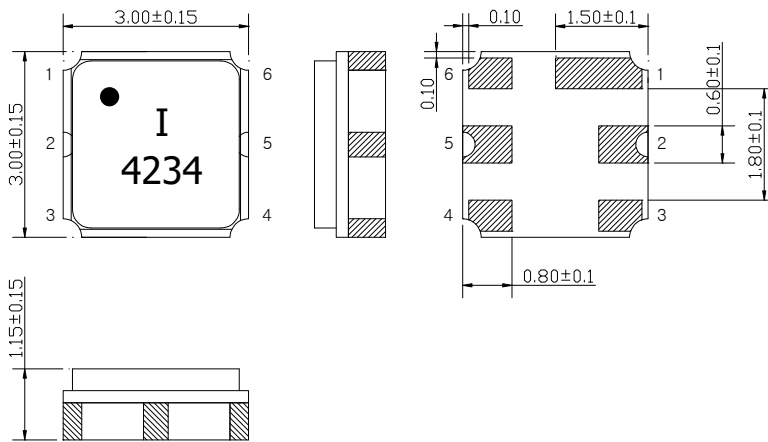
Features

- RF bandpass filter
- High attenuation
- Usable bandwidth 4MHz
- No matching 50Ω single-ended operation
- Ceramic Surface Mounted Device (SMD) Package
- RoHS Compliant

RoHS Compliant

Tested by SGS Testing Korea

Package Dimensions



Dimensions shown are nominal in millimeters

Body : Al_2O_3 Ceramic

Lid : Kovar, Ni Plated

Terminations : Au plating 0.3 ~ 1.0 μ m, Over a 1.27 ~ 8.89 μ m Ni Plating

Pin Configuration	
2	Input
5	Output
1, 3, 4, 6	Case ground

Maximum Ratings

Parameter	Unit	Minimum	Typical	Maximum
Operating Temperature Range	°C	-40	25	85
Storage Temperature Range	°C	-40	25	85
Power Handling Capability	dBm	-	-	10

Electrostatics Sensitive Device (ESD)

	ITF Co., Ltd. 102-901, Bucheon Technopark 364, Samjeong-Dong, Ojeong-Gu, Bucheon-City, Gyeonggi-Do, Korea 421-809	Part No.	F4234	
		Rev. Date	2016-05-26	
		Rev.	NRPC01-AS02	1/7

SAW Bandpass Filter F4234




Specifications

		Minimum	Typical	Maximum
Center Frequency (Fc)	MHz	-	423.0	-
Insertion Loss (Fc +/- 2.0 MHz)	dB	-	2.7	3.5
Amplitude Ripple (Fc +/- 2.0 MHz)	dB	-	0.5	1.2
Absolute Group Delay at Fc	nsec	-	70	-
Group Delay Variation (Fc +/- 2.0 MHz)	nsec	-	120	-
VSWR (Fc +/- 2.0 MHz)		-	1.5	2.0
Relative Attenuation				
376.0 MHz ~ 411.0 MHz	dB	45	52	-
451.0 MHz ~ 476.0 MHz		50	55	-
Input/Output Impedance	Ohms	50		

Notes :

- 1) All specifications are based on the matching schematic shown below, measured by Agilent Network analyzer and full 2 port calibration.
- 2) Electrical margin has been built into the design to account for the variations due to temperature drift and manufacturing tolerances
- 3) All attenuation measurements are measured relative to insertion loss


 Integrated Technology Future	ITF Co., Ltd. 102-901, Bucheon Technopark 364, Samjeong-Dong, Ojeong-Gu, Bucheon-City, Gyeonggi-Do, Korea 421-809	Part No.	F4234	
		Rev. Date	2016-05-26	
		Rev.	NRPC01-AS02	2/7

SAW Bandpass Filter F4234



Matching Schematic

(Actual matching values may vary due to PCB layout and parasitics)



Marking Configuration

- 1)
I²⁾
4234³⁾

1) Pad Number 1 Index

2) Manufacturer Name

3) Marking Number

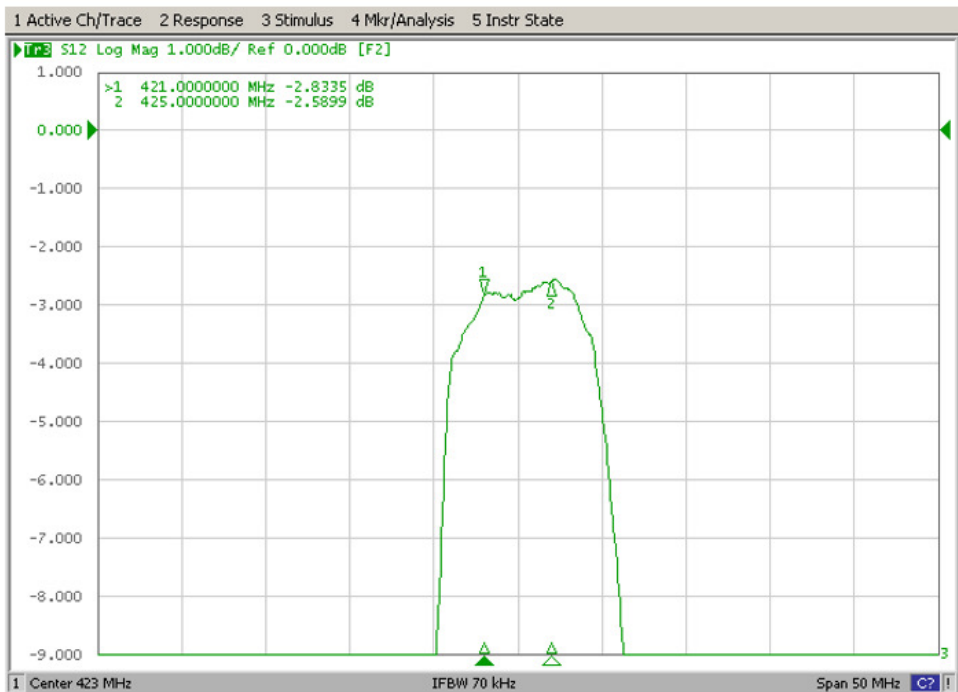
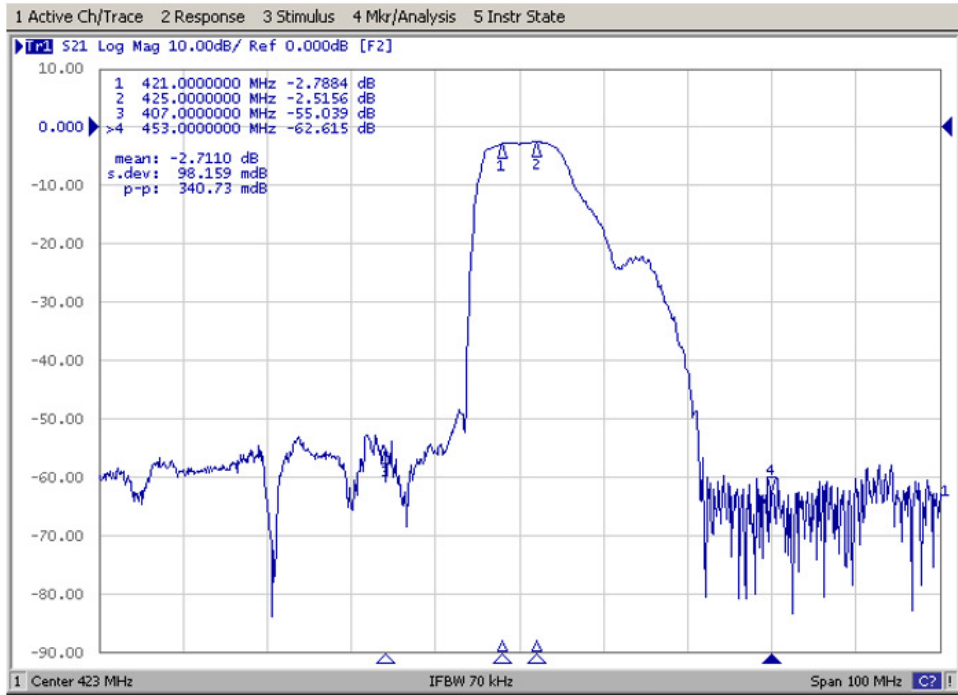
* Ink or Laser Marking available


	ITF Co., Ltd. 102-901, Bucheon Technopark 364, Samjeong-Dong, Ojeong-Gu, Bucheon-City, Gyeonggi-Do, Korea 421-809	Part No.	F4234	
		Rev. Date	2016-05-26	
		Rev.	NRPC01-AS02	3/7

SAW Bandpass Filter F4234



Typical Performance (at 25°C)

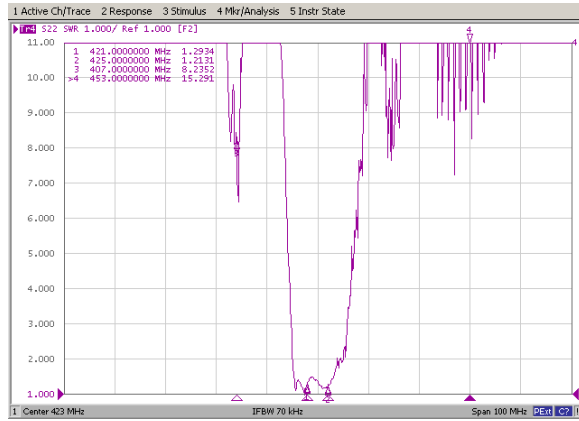
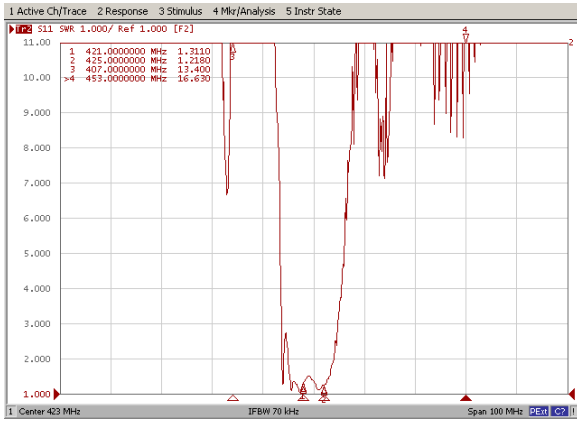


 Integrated Technology Future	ITF Co., Ltd. 102-901, Bucheon Technopark 364, Samjeong-Dong, Ojeong-Gu, Bucheon-City, Gyeonggi-Do, Korea 421-809	Part No.	F4234	
		Rev. Date	2016-05-26	
		Rev.	NRPC01-AS02	4/7

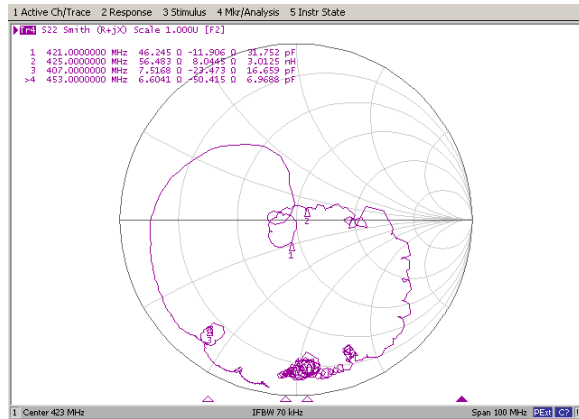
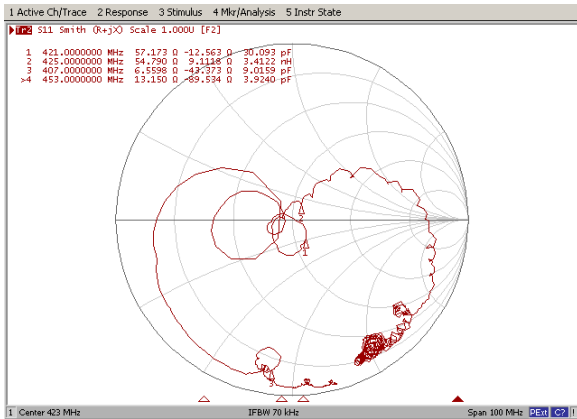
SAW Bandpass Filter F4234



Input / Output VSWR Charts



Input / Output Smith Charts



ITF Co., Ltd.
 102-901, Bucheon Technopark 364,
 Samjeong-Dong, Ojeong-Gu, Bucheon-City,
 Gyeonggi-Do, Korea 421-809

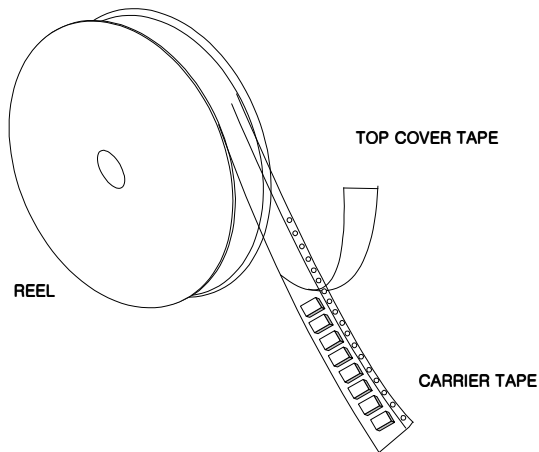
Part No.	F4234	
Rev. Date	2016-05-26	
Rev.	NRPC01-AS02	5/7

SAW Bandpass Filter F4234



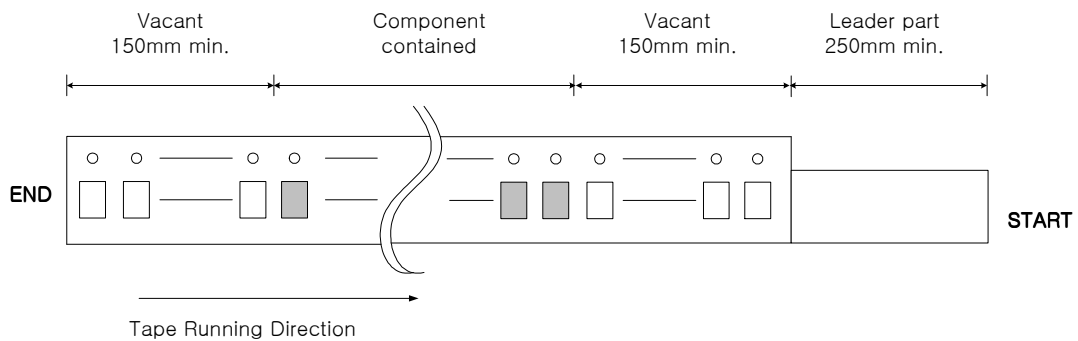
Packing Specification

1. Reeling Quantity : 3000 pcs / 13" reel (or 1000 pcs / 7" reel)
2. Taping Structure : The tape shall be wound around the reel in the direction shown below.



Tape Specification

1. Leader part and vacant position specification

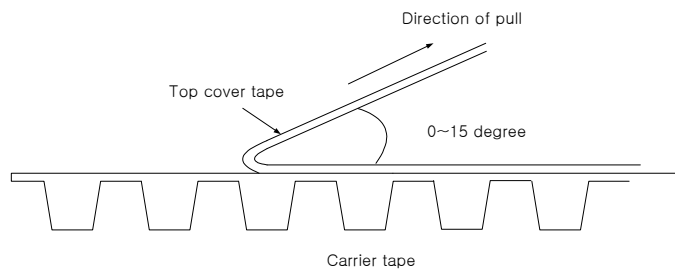


2. Tensile strength of carrier tape

4.4N/mm width

3. Top cover tape adhesion

- 1) pull off angle : 0~15°
- 2) speed : 300mm/min
- 3) force : 20~70g

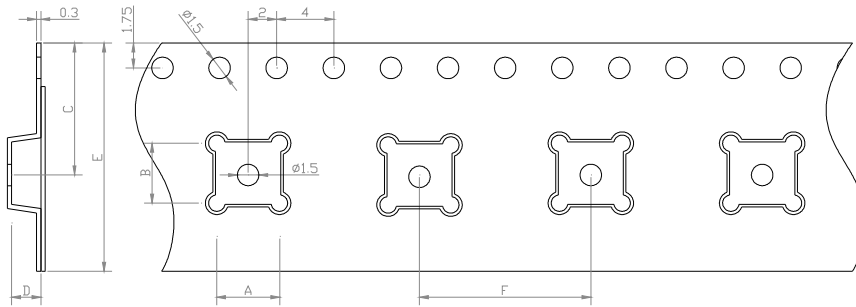


	ITF Co., Ltd. 102-901, Bucheon Technopark 364, Samjeong-Dong, Ojeong-Gu, Bucheon-City, Gyeonggi-Do, Korea 421-809	Part No.	F4234	
		Rev. Date	2016-05-26	
		Rev.	NRPC01-AS02	6/7

SAW Bandpass Filter F4234

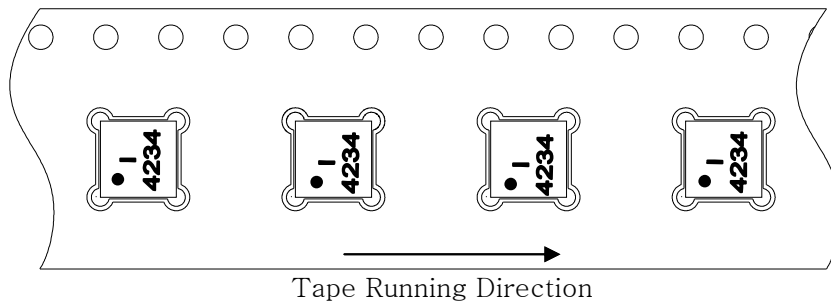


Carrier Tape Dimensions [unit : mm]

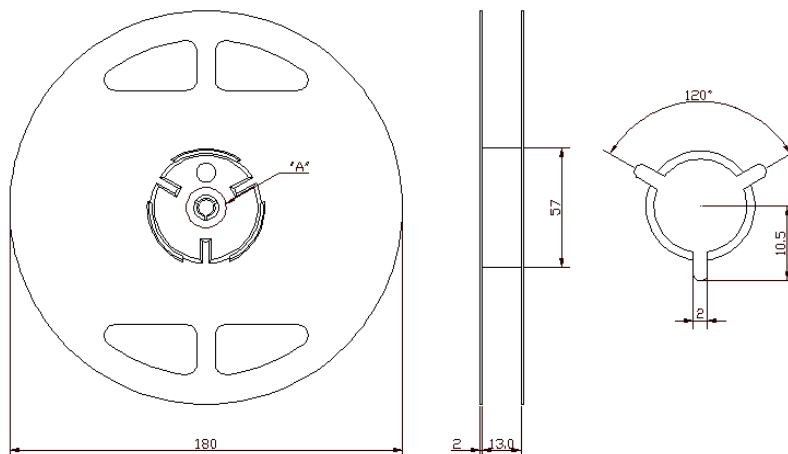


A	3.40 ± 0.1
B	3.40 ± 0.1
C	7.25 ± 0.1
D	1.70 ± 0.1
E	12.00 ± 0.1
F	8.00 ± 0.1

Part Direction



Reel Dimensions [unit : mm]



ITF Co., Ltd.
 102-901, Bucheon Technopark 364,
 Samjeong-Dong, Ojeong-Gu, Bucheon-City,
 Gyeonggi-Do, Korea 421-809

Part No.	F4234	
Rev. Date	2016-05-26	
Rev.	NRPC01-AS02	7/7